



PowerShares DB Silver Fund
Statements of Operations (unaudited)

	For the Period October 1, 2012 through October 31, 2012	Year to Date
Income		
Interest Income, net	\$ 4,359	\$ 34,712
Expenses		
Management fee	43,890	457,838
Brokerage commissions and fees	24	1,228
Total expenses	43,914	459,066
Net investment income (loss)	(39,555)	(424,354)
Net Realized and Net Change in Unrealized Gain (Loss) on United States Treasury Obligations and Futures		
Net Realized Gain (Loss) on		
United States Treasury Obligations	-	(45)
Futures	-	(2,482,895)
Net Realized Gain (Loss)	-	(2,482,940)
Net Change in Unrealized Gain (Loss) on		
United States Treasury Obligations	(1,452)	937
Futures	(4,770,710)	13,439,315
Net Change in Unrealized Gain (Loss)	(4,772,162)	13,440,252
Net realized and net change in unrealized gain (loss) on United States Treasury Obligations and Futures	(4,772,162)	10,957,312
Net Income (Loss)	\$ (4,811,717)	\$ 10,532,958

To the best of the knowledge and belief of the undersigned, the information contained in this report is accurate and complete.



 Martin Kremenstein
 Chief Executive Officer
 DB Commodity Services LLC




 Michael Gilligan
 Chief Financial Officer
 DB Commodity Services LLC

PowerShares DB Silver Fund
Unaudited Statement of Changes in Shareholders' Equity
Period From October 1, 2012 to October 31, 2012


	General Shares			Shares			Total Shareholders' Equity (Deficit)		
	Shares	Paid in Capital	Accumulated Earnings (Deficit)	Total Equity (Deficit)	Shares	Paid in Capital		Accumulated Earnings (Deficit)	Total Equity (Deficit)
Balance at October 1, 2012	40	\$ 1,000	\$ 1,388	\$ 2,388	1,200,000	\$ (14,005,328)	\$ 85,660,917	\$ 71,655,589	\$ 71,657,977
Net Income (Loss)									
Net investment income (loss)			(1)	(1)			(39,554)	(39,554)	(39,555)
Net change in unrealized gain (loss) on United States Treasury Obligations and Futures			(159)	(159)			(4,772,003)	(4,772,003)	(4,772,162)
Net Income (Loss)			(160)	(160)			(4,811,557)	(4,811,557)	(4,811,717)
Balance at October 31, 2012	<u>40</u>	<u>\$ 1,000</u>	<u>\$ 1,228</u>	<u>\$ 2,228</u>	<u>1,200,000</u>	<u>\$ (14,005,328)</u>	<u>\$ 80,849,360</u>	<u>\$ 66,844,032</u>	<u>\$ 66,846,260</u>

Net Asset Value per share
 General shares (40 shares)
 Shares (1,200,000 shares)

\$ 55.70
\$ 55.70



 Martin Kremenstein
 Chief Executive Officer
 DB Commodity Services LLC



 Michael Gilligan
 Chief Financial Officer
 DB Commodity Services LLC