


PowerShares DB Agriculture Fund
Statements of Operations (unaudited)

	For the Period July 1, 2012 through July 31, 2012	Year to Date
Income		
Interest Income, net	\$ 123,744	\$ 562,628
Expenses		
Management fee	1,412,058	9,492,815
Brokerage commissions and fees	91,799	943,883
Total expenses	1,503,857	10,436,698
Net investment income (loss)	(1,380,113)	(9,874,070)
Net Realized and Net Change in Unrealized Gain (Loss) on United States Treasury Obligations and Futures		
Net Realized Gain (Loss) on		
United States Treasury Obligations	701	1,669
Futures	1,518,972	(298,752,532)
Net Realized Gain (Loss)	1,519,673	(298,750,863)
Net Change in Unrealized Gain (Loss) on		
United States Treasury Obligations	(6,966)	34,173
Futures	130,742,643	384,421,682
Net Change in Unrealized Gain (Loss)	130,735,677	384,455,855
Net realized and net change in unrealized gain (loss) on United States Treasury Obligations and Futures	132,255,350	85,704,992
Net Income (Loss)	\$ 130,875,237	\$ 75,830,922

To the best of the knowledge and belief of the undersigned, the information contained in this report is accurate and complete.



Hans Ephraimson
 Chief Executive Officer
 DB Commodity Services LLC





Michael Gilligan
 Principal Financial Officer
 DB Commodity Services LLC

PowerShares DB Agriculture Fund
Unaudited Statement of Changes in Shareholders' Equity
Period From July 1, 2012 to July 31, 2012

	Shares							
	General Shares			Total Shareholders' Equity (Deficit)				
	Shares	Paid in Capital	Accumulated Earnings (Deficit)	Total Equity (Deficit)	Shares	Paid in Capital	Accumulated Earnings (Deficit)	Total Equity (Deficit)
Balance at July 1, 2012	40	\$ 1,000	\$ 126	\$ 1,126	65,200,000	\$ 2,136,001,891	\$ (300,964,785)	\$ 1,835,037,106
Sale of Shares					2,800,000	82,837,047		82,837,047
Redemption of Shares								
Net Income (Loss)			(1)	(1)			(1,380,112)	(1,380,112)
Net investment income (loss)								
Net realized gain (loss) on United States Treasury Obligations and Futures			1	1			1,519,672	1,519,672
Net change in unrealized gain (loss) on United States Treasury Obligations and Futures			79	79			130,735,598	130,735,598
Net Income (Loss)			79	79			130,875,158	130,875,237
Balance at July 31, 2012	40	\$ 1,000	\$ 205	\$ 1,205	68,000,000	\$ 2,218,838,938	\$ (170,089,627)	\$ 2,048,749,311

Net Asset Value per share
 General shares (40 shares) \$ 30.13
 Shares (68,000,000 shares) \$ 30.13


 Hans Ephraïmson
 Chief Executive Officer
 DB Commodity Services LLC


 Michael Gilligan
 Principal Financial Officer
 DB Commodity Services LLC