



PowerShares DB G10 Currency Harvest Fund
Statements of Operations (unaudited)

	For the Period September 1, 2013 through September 30, 2013	Year to Date
Income		
Interest Income, net	\$ 6,425	\$ 134,180
Expenses		
Management fee	140,676	1,735,057
Brokerage commissions and fees	26,254	123,804
Total expenses	166,930	1,858,861
Net investment income (loss)	(160,505)	(1,724,681)
Net Realized and Net Change in Unrealized Gain (Loss) on United States Treasury Obligations and Futures		
Net Realized Gain (Loss) on		
United States Treasury Obligations	1,110	7,173
Futures	2,189,096	(1,561,508)
Net Realized Gain (Loss)	2,190,206	(1,554,335)
Net Change in Unrealized Gain (Loss) on		
United States Treasury Obligations	(3,979)	(16,288)
Futures	5,072,400	(3,560,990)
Net Change in Unrealized Gain (Loss)	5,068,421	(3,577,278)
Net realized and net change in unrealized gain (loss) on United States Treasury Obligations and Futures	7,258,627	(5,131,613)
Net Income (Loss)	\$ 7,098,122	\$ (6,856,294)

To the best of the knowledge and belief of the undersigned, the information contained in this report is accurate and complete.


 Martin Kremenstein
 Chief Executive Officer
 DB Commodity Services LLC



 Michael Gilligan
 Chief Financial Officer
 DB Commodity Services LLC

PowerShares DB G10 Currency Harvest Fund
Unaudited Statement of Changes in Shareholders' Equity
Period From September 1, 2013 to September 30, 2013

	<u>General Shares</u>		<u>Shares</u>		
	<u>Shares</u>	<u>Total Equity (Deficit)</u>	<u>Shares</u>	<u>Total Equity (Deficit)</u>	<u>Total Shareholders' Equity (Deficit)</u>
Balance at September 1, 2013	40	\$ 994	9,800,000	\$ 243,543,101	\$ 243,544,095
Sale of Shares			200,000	5,117,682	5,117,682
Redemption of Shares			(1,400,000)	(35,997,528)	(35,997,528)
Net Income (Loss)					
Net investment income (loss)		(1)		(160,504)	(160,505)
Net realized gain (loss) on United States Treasury Obligations and Futures		9		2,190,197	2,190,206
Net change in unrealized gain (loss) on United States Treasury Obligations and Futures		20		5,068,401	5,068,421
Net Income (Loss)		28		7,098,094	7,098,122
Balance at September 30, 2013	<u>40</u>	<u>\$ 1,022</u>	<u>8,600,000</u>	<u>\$ 219,761,349</u>	<u>\$ 219,762,371</u>

Net Asset Value per share

General shares (40 shares)	<u>\$ 25.55</u>
Shares (8,600,000 shares)	<u>\$ 25.55</u>



 Martin Kremenstein
 Chief Executive Officer
 DB Commodity Services LLC



 Michael Gilligan
 Chief Financial Officer
 DB Commodity Services LLC