


*PowerShares DB Commodity Index Tracking Fund and Subsidiary
Statements of Operations (unaudited)*

	For the Period August 1, 2009 through August 31, 2009	Year to Date
Income		
Interest Income, net	\$ 457,775	\$ 2,135,550
Expenses		
Management fee	2,211,529	10,952,864
Brokerage commissions and fees	235,896	906,305
Total expenses	<u>2,447,425</u>	<u>11,859,169</u>
Net investment income (loss)	<u>(1,989,650)</u>	<u>(9,723,619)</u>
Net Realized and Net Change in Unrealized Gain (Loss) on United States Treasury Obligations and Futures		
Net Realized Gain (Loss) on		
United States Treasury Obligations	-	(17,418)
Futures	<u>(76,438)</u>	<u>(436,184,856)</u>
Net Realized Gain (Loss)	<u>(76,438)</u>	<u>(436,202,274)</u>
Net Change in Unrealized Gain (Loss) on		
United States Treasury Obligations	165,359	221,376
Futures	<u>(123,104,439)</u>	<u>547,367,345</u>
Net Change in Unrealized Gain (Loss)	<u>(122,939,080)</u>	<u>547,588,721</u>
Net realized and net change in unrealized gain (loss) on United States Treasury Obligations and Futures	<u>(123,015,518)</u>	<u>111,386,447</u>
Net Income (Loss)	<u>\$ (125,005,168)</u>	<u>\$ 101,662,828</u>
Less: net (income) loss attributed to the non-controlling interest in consolidated subsidiary - related party	<u>32</u>	<u>(33)</u>
Net income (loss) attributed to PowerShares DB Commodity Index Tracking Fund and Subsidiary	<u>\$ (125,005,136)</u>	<u>\$ 101,662,795</u>

To the best of the knowledge and belief of the undersigned, the information contained in this report is accurate and complete.



Hans Ephraimson
Chief Executive Officer
DB Commodity Services LLC





Michael Gilligan
Principal Financial Officer
DB Commodity Services LLC

PowerShares DB Commodity Index Tracking Fund and Subsidiary
Unaudited Consolidated Statement of Changes in Shareholders' Equity
Period From August 1, 2009 to August 31, 2009

	General Shares				Shares				Total Shareholders' Equity (Deficit)	Non-controlling Interest	Total Equity
	Paid in Capital	Accumulated Earnings (Deficit)	Total Equity (Deficit)	Shares	Paid in Capital	Accumulated Earnings (Deficit)	Total Equity (Deficit)	Shares			
Balance at August 1, 2009	\$ 1,000	\$ (78)	\$ 922	143,800,000	\$ 3,247,106,164	\$ 66,286,351	\$ 3,313,392,515	13,200,000	\$ 3,313,393,437	\$ 922	\$ 3,313,394,359
Sale of Shares					305,690,864		305,690,864		305,690,864		305,690,864
Net Income (Loss)		(1)	(1)			(1,989,648)	(1,989,648)		(1,989,649)	(1)	(1,989,650)
Net investment income (loss)											
Net realized gain (loss) on United States Treasury Obligations and Futures						(76,438)	(76,438)		(76,438)		(76,438)
Net change in unrealized gain (loss) on United States Treasury Obligations and Futures											
Balance at August 31, 2009	\$ 1,000	\$ (119)	\$ 890	137,000,000	\$ 3,337,797,028	\$ (98,718,753)	\$ 3,494,078,275	13,200,000	\$ 3,494,079,165	\$ 890	\$ 3,494,080,055

Net Asset Value per share
 General shares (40 shares) \$ 22.25
 Shares (157,000,000 shares) \$ 22.26


 Harb Ijzerman
 Chief Executive Officer
 DB Commodity Services LLC


 Michael Gilligan
 Principal Financial Officer
 DB Commodity Services LLC