

October 2024

[invesco.com](https://www.invesco.com)



**Mike Sobolik, CFA®, CRE®**  
Managing Director  
Regional Investment Strategist,  
North America  
Invesco Real Estate

The past 2½ years of elevated interest rates have supported higher yields for commercial real estate (CRE) credit investments. Higher rates have coincided with proposed regulatory changes for banks, who have traditionally been the largest providers of credit commercial real estate around the globe, typically providing roughly 50% of CRE credit in the US, 60% in the UK, and over 80% in Europe and Australia.<sup>1</sup> With recent shifts in central bank policies to reduce interest rates and continued evolution of bank lending, now's a good time to revisit our outlook for private CRE credit.

This paper focuses on three reasons for considering real estate credit today (Figure 1):

## Figure 1: Three reasons for considering private real estate credit today

**Higher  
interest rates**

1

Central bank policy rates remain materially higher than pandemic levels. And longer-term policy rate targets are meaningfully above levels following the Global Financial Crisis (GFC), thereby helping to support yields.

**Reduced  
basis**

2

Real estate equity prices are in the process of resetting, providing a reduced basis relative to pricing of 24-30 months ago.

**Tighter bank  
regulation**

3

Proposed intensification of bank capital requirements could result in diminished bank lending activity, leaving a gap for non-bank lenders to fill.

Source: Invesco Real Estate as of October 2024. Past performance is not a guarantee of future results.

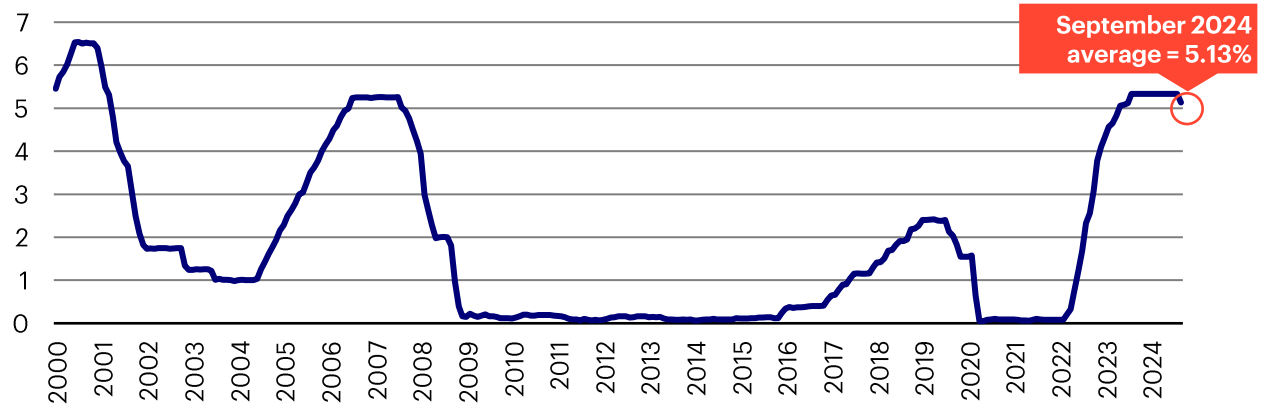
### Higher interest rates than post-GFC.

The Federal Reserve's (Fed) 525-basis-point<sup>2</sup> increase of the Fed Funds rate<sup>3</sup> from March 2022 to July 2023 represents one of the most aggressive periods of rate escalation in US history. Additionally, the Fed's moves are matched by similar increases in other key global markets, for example in the Eurozone (450 basis points), UK (515 basis points), Australia (425 basis points) and South Korea (300 basis points). This escalation follows several years of record-low central bank policy rates following the 2008-09 (GFC) and the more recent 2020-21 COVID-crisis period (see Fed data as an example on Figure 2). Near-zero policy rates were adopted in these periods in response to severe threats to global economies, and those policies were part of broader initiatives by central banks to provide liquidity and calm anxieties. These policies have largely accomplished their intended effect, as most of these central banks began reducing policy rates this summer and fall.

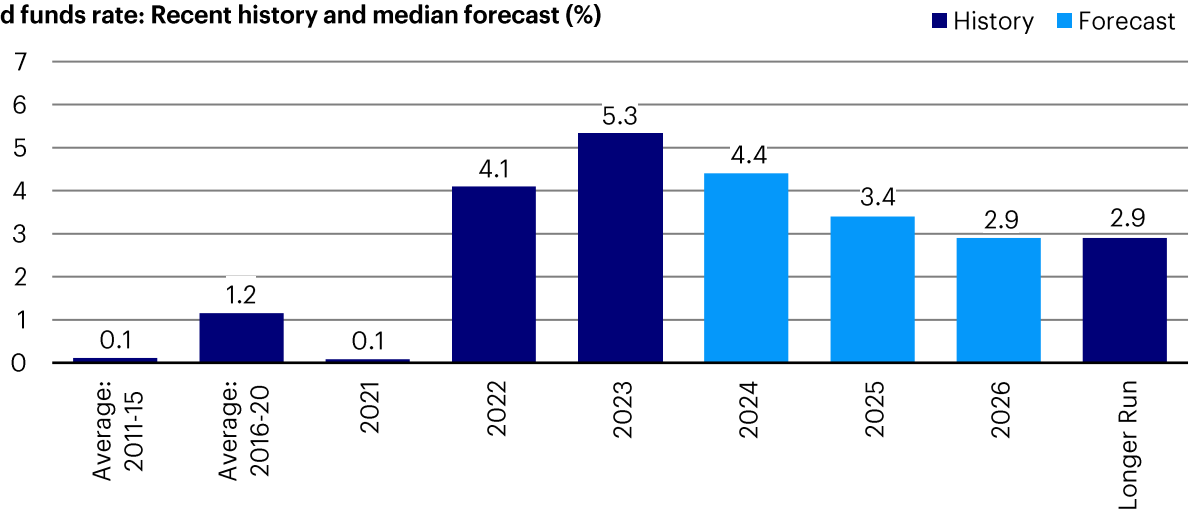
Going forward, while policy rates are likely to moderate from currently elevated levels over the next few years, guidance from central banks makes clear that the likelihood of policy rates returning to near-zero levels is extremely low (see Fed data, as an example, on Figure 2). This means that policy rates going forward are highly likely to remain meaningfully above where levels were prior to the commencement of global rate escalation in early 2022, thus helping support higher real estate debt yields going forward.

**Figure 2: Fed Funds rate, historical and FOMC median forecast**

Fed funds effective rate, January 2000 to September 2024 (%)



**Fed funds rate: Recent history and median forecast (%)**



Sources: Invesco Real Estate, utilizing historical data from Moody’s Analytics as of October 2024 and the Federal Open Market Committee (FOMC) median forecast as of September 18, 2024 (most current available). Based on FOMC the longer-run projections represent each participant’s assessment of the value to which each variable would be expected to converge, over time, under appropriate monetary policy and in the absence of further shocks to the economy. Single-year estimates and forecasts are for the end of calendar years. Forward-looking statements are not guarantees of future results. They involve risks, uncertainties and assumptions, there can be no assurance that actual results will not differ materially from expectations.

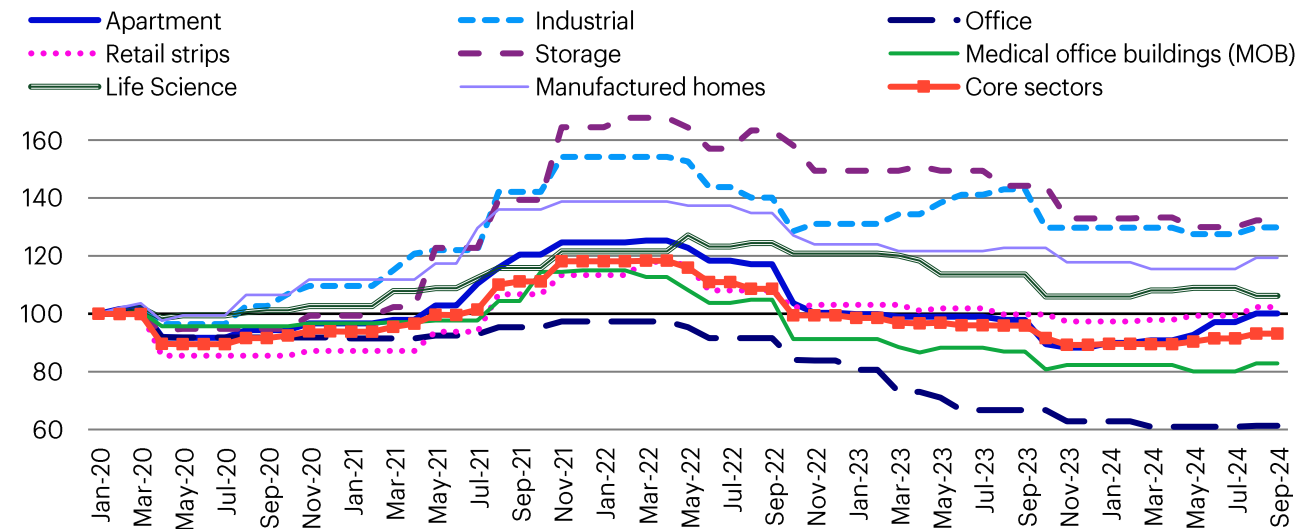
**Reduced basis.**

Real estate asset values have fallen in almost all key global markets since early 2022 due to elevated interest rates and easing economic growth. As an example, in the US, Green Street data shows commercial real estate prices held in private markets peaked in March 2022 and have since fallen through August of this year by 21% on average, with variation by property type. A similar magnitude of correction has been seen across European markets, with slightly less change in the Asia Pacific region (due to stability of Japan interest rates during this period). For those investing in real estate debt today, this means that new vintage loans will be sized against collateral values that are lower than peak values of early 2022, which may result in less risk within the capital stack.<sup>4</sup>

Prices appear to have bottomed for most US property types in July with the anticipation of policy rate cuts by the Federal Reserve that eventually occurred on September 18th. The recent pivot to start loosening monetary policy and cut interest rates reflects that inflation risks have eased and that employment risks have increased. For real estate, reduced interest rates should impact property prices positively, whereas easing employment growth could temper short-term leasing momentum. This possibility highlights the importance of the quality of a loan’s underlying collateral, tenant credit, and sponsorship strength, as well avoiding vulnerable sector exposures (e.g., office) and developing an appropriate view of current market value in the underwriting process. It also highlights what Invesco views as the attractiveness of the credit slice of the real estate capital stack. New loan amounts at 50% to 65%<sup>5</sup> of recently reduced values provide a sizable cushion should any further short-term price declines occur.

**Figure 3: US commercial property prices, indexed, pre-COVID to present**

**Green Street Commercial Property Price Index (CPPI)<sup>6</sup>: January 2020 = 100 (%)**



**Cumulative price gain/loss (%)**

	Since Jan-20	Since Mar-22 (Peak)
Storage	44%	-21%
Industrial	30%	-16%
Manufactured homes	19%	-14%
Life science	6%	-13%
Retail strips	2%	-13%
Apartment	0%	-20%
MOB	-17%	-26%
Office	-39%	-37%
<b>Core sectors</b>	<b>-7%</b>	<b>-21%</b>

Source: Invesco Real Estate using data from Green Street as of September 2024. "Core sectors" consists of 25% apartments, 25% industrial, 25% office, 12.5% malls, and 12.5% strip retail. Past performance does not guarantee future results.

**Tighter bank regulation.**

Since the GFC, successive iterations of the Basel guidelines<sup>7</sup> have increasingly strengthened the lending practices for all internationally active banks, which has removed some of the more aggressive real estate financing activity seen prior to the GFC.

In response to bank failures that occurred in early 2023, Federal bank regulatory agencies issued a proposal in July 2023 that would require large US banks with total assets of \$100 billion or more to meaningfully increase capital reserves, standardize assessment of various risks, and require the inclusion of unrealized gains and losses from certain securities in their capital ratios.<sup>8</sup> These proposals faced a comment review period of more than a year. Then on September 10, 2024, Federal Reserve Vice Chair Michael Barr announced he would be recommending changes to the proposal.<sup>9</sup> Select highlights from the Barr announcement include:

- Require global systemically important banks (G-SIB's) to increase common equity tier 1 capital<sup>10</sup> reserves by 9% (affects several of the nation's largest banks).
- Require banks with \$100 billion in assets and higher to include unrealized gains and losses from certain securities in their capital ratios. The exclusion of unrealized gains represented a key aspect of hidden risk among the bank failures of 2023.
- Risk weights were reduced for several asset classes in Barr's re-proposal. But no such reductions were made for commercial real estate.

If the contents of the re-proposal are adopted, the enhancements to bank resiliency will likely come at a cost to banks that could result in dampened commercial real estate lending activity. Given that bank lending accounts for roughly half of US real estate loan volume outstanding<sup>11</sup>, and a higher proportion in the AsiaPac and EMEA regions, a pullback by banks would open opportunities for non-bank lenders to fill the gap.

---

## Summary.

Taken together, the potential for yields above post-GFC levels at a reduced basis are attracting attention to private real estate credit investing. And access to opportunities could expand as the escalation of currently proposed bank regulations could dampen bank lending activity in commercial real estate, leaving a gap for alternative lenders to fill.

---

## Defined Terms and Notes

1. Sources: Federal Reserve as of June 30, 2024 (US); Bayes Business School, City University of London as of October 2023 (UK and Europe); Savills Investment Management as of July 2023 (Australia).
2. Basis point is a unit that is equal to one one-hundredth of a percent.
3. The Federal funds rate is the rate at which depository institutions lend to each other.
4. Capital stack refers to the layers of funding provided on a real estate investment. Relative risk within the capital stack tends to be associated with payment priority of various positions within the capital stack. The two broadest categories of the real estate capital stack are equity and debt, with debt typically receiving senior priority on loan repayments.
5. A loan-to-value range of 50% to 65% is common within the real estate credit industry with respect to the typical loan-to-value ratio of senior loan positions.
6. A Green Street proprietary time series of U.S. commercial property values that captures the prices at which commercial real estate transactions are currently being negotiated and contracted.
7. The Basel Committee on Banking Supervision develops global regulatory standards for banks and seeks to strengthen micro and macroprudential supervision (Source: Bank for International Settlements).
8. See Federal Reserve Board – Agencies request comment on proposed rules to strengthen capital requirements for large banks, July 23, 2023. Capital ratios reflect the extent to which a financial institution finances its operations by issuing shares and retaining profits, expressed as a percentage of its assets.
9. See Federal Reserve Board – The Next Steps on Capital, Vice Chair for Supervision Michael Barr, September 10, 2024.
10. Common Equity Tier 1 capital (CET1) is the highest quality of regulatory capital, as it absorbs losses immediately when they occur. CET1 consists of the sum of common shares (equivalent for non-joint stock companies) and stock surplus, retained earnings, other comprehensive income, qualifying minority interest and regulatory adjustments. (Source: Bank for International Settlements)
11. Source: Federal Reserve as of June 30, 2024.

---

## Investment risks

The value of investments and any income will fluctuate (this may partly be the result of exchange rate fluctuations) and investors may not get back the full amount invested. Property and land can be difficult to sell, so investors may not be able to sell such investments when they want to. The value of property is generally a matter of an independent valuer's opinion and may not be realised.

Fixed-income investments are subject to credit risk of the issuer and the effects of changing interest rates. Interest rate risk refers to the risk that bond prices generally fall as interest rates rise and vice versa. An issuer may be unable to meet interest and/or principal payments, thereby causing its instruments to decrease in value and lowering the issuer's credit rating.

Generally, real estate assets are illiquid in nature. Although certain kinds of investments are expected to generate current income, the return of capital and the realization of gains, if any, from an investment will often occur upon the partial or complete disposition of such investment.

Investing in real estate typically involves a moderate to high degree of risk. The possibility of partial or total loss of capital will exist.

Investing in commercial real estate assets involves certain risks, including but not limited to: tenants' inability to pay rent; increases in interest rates and lack of availability of financing; tenant turnover and vacancies; and changes in supply of or demand for similar property types in a given market.

## Important information

This does not constitute a recommendation of any investment strategy or product for a particular investor. Investors should consult a financial professional before making any investment decisions if they are uncertain whether an investment is suitable for them.

Data as of September 30, 2024, unless otherwise stated.

Where individuals or the business have expressed opinions, they are based on current market conditions, they may differ from those of other investment professionals and are subject to change without notice.

Forward-looking statements are not guarantees of future results. They involve risks, uncertainties and assumptions, there can be no assurance that actual results will not differ materially from expectations.

Invesco Distributors, Inc. is the US distributor for Invesco's retail products and private placement, and is an indirect, wholly owned subsidiary of Invesco Ltd.