



PowerShares DB Precious Metals Fund
Statements of Operations (unaudited)

	For the Period September 1, 2014 through September 30, 2014	Year to Date
Income		
Interest Income, net	\$ 3,661	\$ 45,830
Expenses		
Management fee	109,390	1,047,894
Brokerage commissions and fees	11,833	61,887
Total expenses	121,223	1,109,781
Net investment income (loss)	(117,562)	(1,063,951)
Net Realized and Net Change in Unrealized Gain (Loss) on United States Treasury Obligations and Futures		
Net Realized Gain (Loss) on		
United States Treasury Obligations	211	1,483
Futures	(5,320,010)	(514,140)
Net Realized Gain (Loss)	(5,319,799)	(512,657)
Net Change in Unrealized Gain (Loss) on		
United States Treasury Obligations	(1,656)	(2,085)
Futures	(8,416,125)	(4,683,025)
Net Change in Unrealized Gain (Loss)	(8,417,781)	(4,685,110)
Net realized and net change in unrealized gain (loss) on United States Treasury Obligations and Futures	(13,737,580)	(5,197,767)
Net Income (Loss)	\$ (13,855,142)	\$ (6,261,718)

To the best of the knowledge and belief of the undersigned, the information contained in this report is accurate and complete.


 Martin Kremenstein
 Chief Executive Officer
 DB Commodity Services LLC



 Michael Gilligan
 Chief Financial Officer
 DB Commodity Services LLC

PowerShares DB Precious Metals Fund
Unaudited Statement of Changes in Shareholders' Equity
Period From September 1, 2014 to September 30, 2014

	General Shares		Shares		Total Shareholders'
	Shares	Total Equity (Deficit)	Shares	Total Equity (Deficit)	Equity (Deficit)
Balance at September 1, 2014	40	\$ 1,645	4,600,000	\$ 189,215,349	\$ 189,216,994
Sale of Shares			-	-	-
Redemption of Shares			(200,000)	(7,890,906)	(7,890,906)
Net Income (Loss)					
Net investment income (loss)		(2)		(117,560)	(117,562)
Net realized gain (loss) on United States Treasury Obligations and Futures		(47)		(5,319,752)	(5,319,799)
Net change in unrealized gain (loss) on United States Treasury Obligations and Futures		(74)		(8,417,707)	(8,417,781)
Net Income (Loss)		(123)		(13,855,019)	(13,855,142)
Balance at September 30, 2014	40	\$ 1,522	4,400,000	\$ 167,469,424	\$ 167,470,946

Net Asset Value per share

General shares (40 shares)	\$ 38.06
Shares (4,400,000 shares)	\$ 38.06


 Martin Kremenstein
 Chief Executive Officer
 DB Commodity Services LLC


 Michael Gilligan
 Chief Financial Officer
 DB Commodity Services LLC