



PowerShares DB Base Metals Fund
Statements of Operations (unaudited)

	For the Period May 1, 2013 through May 31, 2013	Year to Date
Income		
Interest Income, net	\$ 14,765	\$ 82,868
Expenses		
Management fee	201,488	1,025,037
Brokerage commissions and fees	60	14,002
Total expenses	201,548	1,039,039
Net investment income (loss)	(186,783)	(956,171)
Net Realized and Net Change in Unrealized Gain (Loss) on United States Treasury Obligations and Futures		
Net Realized Gain (Loss) on		
United States Treasury Obligations	1,452	3,517
Futures	(910,313)	(4,402,237)
Net Realized Gain (Loss)	(908,861)	(4,398,720)
Net Change in Unrealized Gain (Loss) on		
United States Treasury Obligations	(692)	(5,992)
Futures	9,241,694	(27,320,875)
Net Change in Unrealized Gain (Loss)	9,241,002	(27,326,867)
Net realized and net change in unrealized gain (loss) on United States Treasury Obligations and Futures	8,332,141	(31,725,587)
Net Income (Loss)	\$ 8,145,358	\$ (32,681,758)

To the best of the knowledge and belief of the undersigned, the information contained in this report is accurate and complete.


 Martin Kremenstein
 Chief Executive Officer
 DB Commodity Services LLC



 Michael Gilligan
 Chief Financial Officer
 DB Commodity Services LLC

PowerShares DB Base Metals Fund
Unaudited Statement of Changes in Shareholders' Equity
Period From May 1, 2013 to May 31, 2013


	<u>General Shares</u>		<u>Shares</u>		
	<u>Shares</u>	<u>Total Equity (Deficit)</u>	<u>Shares</u>	<u>Total Equity (Deficit)</u>	<u>Total Shareholders' Equity (Deficit)</u>
Balance at May 1, 2013	40	\$ 677	18,800,000	\$ 317,651,500	\$ 317,652,177
Sale of Shares			400,000	6,744,816	6,744,816
Redemption of Shares			(600,000)	(10,272,518)	(10,272,518)
Net Income (Loss)					
Net investment income (loss)		-		(186,783)	(186,783)
Net realized gain (loss) on United States Treasury Obligations and Futures		(2)		(908,859)	(908,861)
Net change in unrealized gain (loss) on United States Treasury Obligations and Futures		18		9,240,984	9,241,002
Net Income (Loss)		16		8,145,342	8,145,358
Balance at May 31, 2013	<u>40</u>	<u>\$ 693</u>	<u>18,600,000</u>	<u>\$ 322,269,140</u>	<u>\$ 322,269,833</u>

Net Asset Value per share

General shares (40 shares)	<u>\$ 17.33</u>
Shares (18,600,000 shares)	<u>\$ 17.33</u>



 Martin Kremenstein
 Chief Executive Officer
 DB Commodity Services LLC



 Michael Gilligan
 Chief Financial Officer
 DB Commodity Services LLC