

Invesco S&P 500® Pure Value ETF ^(RPV)

Get 3x more value with a pure value approach

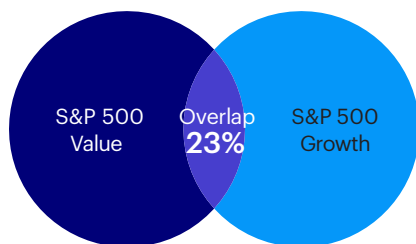
RPV may provide targeted value exposure which can potentially enhance portfolio performance and diversification¹.

1 100% value exposure²

Companies who have attractive stock prices relative to their long-term value based on certain financial metrics are called value stocks. The S&P 500 Pure Value Index, which RPV tracks, provides 100% exposure to value stocks in the S&P 500, unlike the traditional approach.

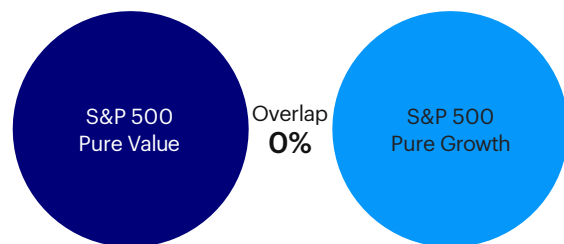
Traditional approach

Market-cap weighted⁵



Pure style approach

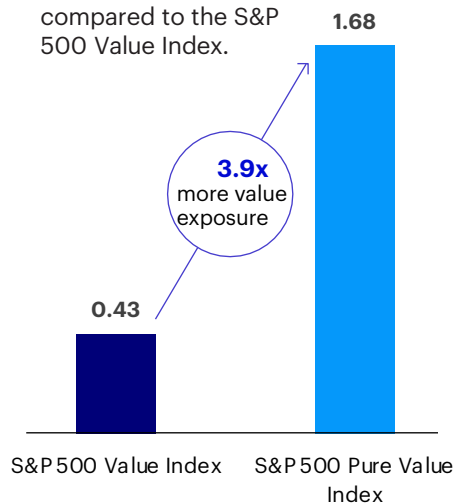
Factor weighted⁶



For illustrative purposes only.

2 Three times more value³

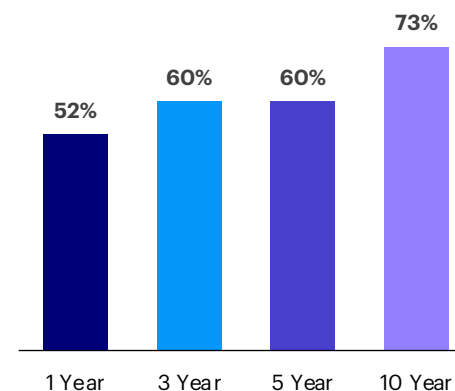
S&P 500 Pure Value Index provides 3.9x more exposure to value companies with its differentiated approach, compared to the S&P 500 Value Index.



Value factor score is shown for each index as calculated by Bloomberg.

3 Potentially outperform with pure value⁴

S&P 500 Pure Value Index has outperformed the S&P 500 Value Index on a rolling 1-, 3-, 5- & 10-year basis.

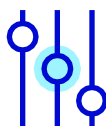


Bar charts represent the percent of time S&P 500 Pure Value Index outperformed the S&P 500 Value Index.

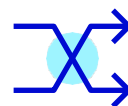
RPV may help you

- ✓ Access attractively priced stocks
- ✓ Get more concentrated value exposure for your investment

Ways to potentially implement



Target the most value-oriented companies in the core of a portfolio



Help complement quality, momentum or low volatility strategies



Pair with growth strategies to potentially create a balanced approach

1. Diversification does not guarantee a profit or eliminate the risk of loss. 2. Source: Bloomberg as of 12/31/2023. An investment cannot be made directly into an index. 3. Source: Morningstar Direct as of 12/31/2023. 4. Source: Morningstar Direct as of 12/31/2023. Return calculated is monthly NAV return.

Past performance does not guarantee future results. 5. Market-cap weighted means the size of each company in the index is based on their total market capitalization relative to other companies in the index. 6. Factor weighted means the size of each company in the index is based on their factor score. The closer they are deemed value or growth based on the respective index methodology determines their weight in the index.

Invesco S&P 500® Pure Value ETF (RPV)

Standard performance (%) as of December 31, 2023

	1 Year	3 Years	5 Years	10 Years	Since Inception (03/01/06)
ETF - NAV	7.90	12.68	10.30	7.49	8.15
ETF - Market price	7.96	12.67	10.40	7.48	8.15
S&P 500 Pure Value Index	8.23	13.05	10.60	7.82	8.56
S&P 500 Value Index	22.23	13.11	14.11	10.01	8.07
S&P 500 Index	26.29	10.00	15.69	12.03	10.48

RPV’s total expense ratio: 0.35%

Past performance is not a guarantee of future results; current performance may be higher or lower than performance quoted. Investment returns and principal value will fluctuate and shares, when redeemed, may be worth more or less than their original cost. See [invesco.com](https://www.invesco.com) to find the most recent month-end performance numbers. Market returns are based on the midpoint of the bid/ask spread at 4 p.m. ET and do not represent the returns an investor would receive if shares were traded at other times. An investment cannot be made directly into an index. Index returns do not represent fund returns. Please keep in mind that high, double-digit and/or triple-digit returns are highly unusual and cannot be sustained. Returns less than one year are cumulative.

S&P® is a registered trademark of Standard & Poor’s Financial Services LLC (S&P) and Dow Jones® is a registered trademark of Dow Jones Trademark Holdings LLC (Dow Jones). These trademarks have been licensed for use by S&P Dow Jones Indices LLC. S&P® and Standard & Poor’s® are trademarks of S&P® and Dow Jones® is a trademark of Dow Jones. These trademarks have been sublicensed for certain purposes by Invesco Capital Management LLC. The index is a product of S&P Dow Jones Indices LLC and/or its affiliates and has been licensed for use by Invesco. The fund is not sponsored, endorsed, sold or promoted by S&P Dow Jones Indices LLC, Dow Jones, S&P or their respective affiliates, and neither S&P Dow Jones Indices LLC, Dow Jones, S&P or their respective affiliates make any representation regarding the advisability of investing in such product(s).

The Invesco S&P 500® Pure Value ETF (Fund) is based on the S&P 500® Pure Value Index (Index). The Fund will invest at least 90% of its total assets in securities that comprise the Index. The S&P 500 Value Index measures the performance of securities that exhibit strong value characteristics in the S&P 500® Index. The S&P 500 Pure Value Index is a style-concentrated index designed to track the performance of stocks that exhibit the strongest value characteristics by using a style-attractiveness-weighting scheme. Value is measured by the following risk factors: book value-to-price ratio, earnings-to-price ratio and sales-to-price ratio. The Fund and the Index are rebalanced annually. An investor cannot invest directly in an index.

Risk information

There are risks involved with investing in ETFs, including possible loss of money. Shares are not actively managed and are subject to risks similar to those of stocks, including those regarding short selling and margin maintenance requirements. Ordinary brokerage commissions apply. The Fund’s return may not match the return of the Underlying Index. The Fund is subject to certain other risks. Please see the current prospectus for more information regarding the risk associated with an investment in the Fund.

Investments focused in a particular industry or sector are subject to greater risk, and are more greatly impacted by market volatility, than more diversified investments.

The Fund may become “non-diversified,” as defined under the Investment Company Act of 1940, as amended, solely as a result of a change in relative market capitalization or index weighting of one or more constituents of the Index. Shareholder approval will not be sought when the Fund crosses from diversified to non-diversified status under such circumstances.

A value style of investing is subject to the risk that the valuations never improve or that the returns will trail other styles of investing or the overall stock markets.

Stocks of medium-sized companies tend to be more vulnerable to adverse developments, may be more volatile, and may be illiquid or restricted as to resale.

Shares are not individually redeemable and owners of the Shares may acquire those Shares from the Fund and tender those Shares for redemption to the Fund in Creation Unit aggregations only, typically consisting of 10,000.

This does not constitute a recommendation of any investment strategy or product for a particular investor. Investors should consult a financial professional before making any investment decisions.

Note: Not all products are available through all firms.

Before investing, investors should carefully read the prospectus/summary prospectus and carefully consider the investment objectives, risks, charges and expenses. For this and more complete information about the fund, investors should ask their financial professional for a prospectus or download one at [invesco.com](https://www.invesco.com).