

PowerShares DB Agriculture Fund and Subsidiary
Statements of Operations (unaudited)

For the Period
January 1, 2010
through
January 31, 2010

Income

Interest Income, net \$ 114,785

Expenses

Management fee 1,873,781
Brokerage commissions and fees 356,603
Total expenses 2,230,384
Net investment income (loss) (2,115,599)

Net Realized and Net Change in Unrealized Gain (Loss)
on United States Treasury Obligations and Futures

Net Realized Gain (Loss) on

United States Treasury Obligations (91,175)
Futures 4,686,286
Net Realized Gain (Loss) 4,595,111

Net Change in Unrealized Gain (Loss) on

United States Treasury Obligations (17,124)
Futures (106,546,858)
Net Change in Unrealized Gain (Loss) (106,563,982)

Net realized and net change in unrealized gain (loss) on
United States Treasury Obligations and Futures (101,968,871)

Net Income (Loss)

\$ (104,084,470)


Less: net (income) loss attributed to the non-controlling interest in consolidated
subsidiary - related party

40


Net income (loss) attributed to PowerShares DB Agriculture Fund and Subsidiary

\$ (104,084,430)

**To the best of the knowledge and belief of the undersigned, the information
contained in this report is accurate and complete.**



Hans Ephraimson
Chief Executive Officer
DB Commodity Services LLC




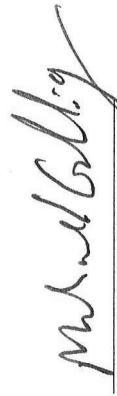
Michael Gilligan
Principal Financial Officer
DB Commodity Services LLC

PowersShares DB Agriculture Fund and Subsidiary
Unaudited Consolidated Statement of Changes in Shareholders' Equity
Period From January 1, 2010 to January 31, 2010

	General Shares				Shares			
	Shares	Paid in Capital	Accumulated Earnings (Deficit)	Total Equity (Deficit)	Shares	Paid in Capital	Accumulated Earnings (Deficit)	Total Equity (Deficit)
Balance at January 1, 2010	40	\$ 1,000	\$ 57	\$ 1,057	95,200,000	\$ 2,798,734,352	\$ (283,034,627)	\$ 2,515,699,725
Sale of Shares					7,000,000	187,640,610		187,640,610
Redemption of Shares					(2,000,000)	(51,785,854)		(51,785,854)
Net Income (Loss)			(1)	(1)			(2,115,597)	(2,115,598)
Net investment income (loss)								
Net realized gain (loss) on United States Treasury Obligations and Futures			2	2			4,595,107	4,595,109
Net change in unrealized gain (loss) on United States Treasury Obligations and Futures			(41)	(41)			(106,563,900)	(106,563,941)
Net Income (Loss)			(40)	(40)			(104,084,390)	(104,084,430)
Balance at January 31, 2010	40	\$ 1,000	\$ 17	\$ 1,017	100,200,000	\$ 2,934,589,108	\$ (387,119,017)	\$ 2,547,470,091

Net Asset Value per share
 General shares (40 shares) \$ 25.43
 Shares (100,200,000 shares) \$ 25.42


 Herb Ephraimson
 Chief Executive Officer
 DB Commodity Services LLC


 Michael Gilligan
 Principal Financial Officer
 DB Commodity Services LLC