



PowerShares DB Oil Fund
Statements of Operations (unaudited)

	For the Period February 1, 2014 through February 28, 2014	Year to Date
Income		
Interest Income, net	\$ 15,098	\$ 32,464
Expenses		
Management fee	176,732	366,906
Brokerage commissions and fees	425	5,568
Total expenses	177,157	372,474
Net investment income (loss)	(162,059)	(340,010)
Net Realized and Net Change in Unrealized Gain (Loss) on United States Treasury Obligations and Futures		
Net Realized Gain (Loss) on		
United States Treasury Obligations	86	86
Futures	803,510	803,510
Net Realized Gain (Loss)	803,596	803,596
Net Change in Unrealized Gain (Loss) on		
United States Treasury Obligations	(901)	(7,256)
Futures	19,153,790	10,567,550
Net Change in Unrealized Gain (Loss)	19,152,889	10,560,294
Net realized and net change in unrealized gain (loss) on United States Treasury Obligations and Futures	19,956,485	11,363,890
Net Income (Loss)	\$ 19,794,426	\$ 11,023,880

To the best of the knowledge and belief of the undersigned, the information contained in this report is accurate and complete.


 Martin Kremenstein
 Chief Executive Officer
 DB Commodity Services LLC



 Michael Gilligan
 Chief Financial Officer
 DB Commodity Services LLC

PowerShares DB Oil Fund
Unaudited Statement of Changes in Shareholders' Equity
Period From February 1, 2014 to February 28, 2014


	<u>General Shares</u>		<u>Shares</u>		<u>Total Shareholders' Equity (Deficit)</u>
	<u>Shares</u>	<u>Total Equity (Deficit)</u>	<u>Shares</u>	<u>Total Equity (Deficit)</u>	
Balance at February 1, 2014	40	\$ 1,076	11,200,000	\$ 301,382,334	\$ 301,383,410
Sale of Shares			-	-	-
Redemption of Shares			(400,000)	(11,177,149)	(11,177,149)
Net Income (Loss)					
Net investment income (loss)		(1)		(162,058)	(162,059)
Net realized gain (loss) on United States Treasury Obligations and Futures		3		803,593	803,596
Net change in unrealized gain (loss) on United States Treasury Obligations and Futures		70		19,152,819	19,152,889
Net Income (Loss)		72		19,794,354	19,794,426
Balance at February 28, 2014	<u>40</u>	<u>\$ 1,148</u>	<u>10,800,000</u>	<u>\$ 309,999,539</u>	<u>\$ 310,000,687</u>

Net Asset Value per share

General shares (40 shares)	<u>\$ 28.70</u>
Shares (10,800,000 shares)	<u>\$ 28.70</u>



 Martin Kremenstein
 Chief Executive Officer
 DB Commodity Services LLC



 Michael Gilligan
 Chief Financial Officer
 DB Commodity Services LLC