


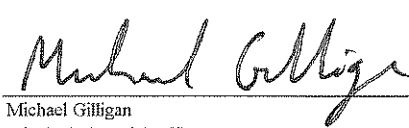
PowerShares DB Agriculture Fund and Subsidiary
Statements of Operations (unaudited)

	For the Period September 1, 2009 through September 30, 2009	Year to Date
Income		
Interest Income, net	\$ 302,581	\$ 2,027,099
Expenses		
Management fee	1,384,864	10,358,597
Brokerage commissions and fees	(324,562)	929,835
Total expenses	860,302	11,288,432
Net investment income (loss)	(557,721)	(9,261,333)
Net Realized and Net Change in Unrealized Gain (Loss) on United States Treasury Obligations and Futures		
Net Realized Gain (Loss) on		
United States Treasury Obligations	2,810	(1,607)
Futures	(1,644,620)	12,572,635
Net Realized Gain (Loss)	(1,641,810)	12,571,028
Net Change in Unrealized Gain (Loss) on		
United States Treasury Obligations	28,832	169,449
Futures	(49,839,386)	(28,695,988)
Net Change in Unrealized Gain (Loss)	(49,810,554)	(28,526,539)
Net realized and net change in unrealized gain (loss) on United States Treasury Obligations and Futures	(51,452,364)	(15,955,511)
Net Income (Loss)	\$ (52,010,085)	\$ (25,216,844)
Less: net (income) loss attributed to the non-controlling interest in consolidated subsidiary - related party	22	13
Net income (loss) attributed to PowerShares DB Agriculture Fund and Subsidiary	\$ (52,010,063)	\$ (25,216,831)

To the best of the knowledge and belief of the undersigned, the information contained in this report is accurate and complete.



 Hans Ephraimson
 Chief Executive Officer
 DB Commodity Services LLC




 Michael Gilligan
 Principal Financial Officer
 DB Commodity Services LLC


PowerShares DB Agriculture Fund and Subsidiary
Unaudited Consolidated Statement of Changes in Shareholders' Equity
Period From September 1, 2009 to September 30, 2009

	General Shares			Shares			Accumulated			Total		
	Shares	Paid in Capital	Accumulated Earnings (Deficit)	Shares	Paid in Capital	Accumulated Earnings (Deficit)	Shares	Paid in Capital	Accumulated Earnings (Deficit)	Shares	Paid in Capital	Accumulated Earnings (Deficit)
Balance at September 1, 2009	40	\$ 1,000	\$ 47	92,600,000	\$ 2,723,679,538	\$ (301,115,846)						
Sale of Shares												
Redemption of Shares				(3,800,000)	(94,861,170)							
Net Income (Loss)												
Net investment income (loss)												
Net realized gain (loss) on United States Treasury Obligations and Futures on United States Treasury Obligations and Futures			(1)			(1,641,808)						
Net change in unrealized gain (loss) on United States Treasury Obligations and Futures			(21)			(49,810,512)						
Net Income (Loss)			(22)			(52,010,041)						
Balance at September 30, 2009	40	\$ 1,000	\$ 25	88,800,000	\$ 2,628,818,388	\$ (353,125,887)						

Net Asset Value per share
 General shares (40 shares)
 Shares (88,800,000 shares)

\$ 25.63
 \$ 25.63


 Hans Ebrahimson
 Chief Executive Officer
 DB Commodity Services LLC


 Michael Gilligan
 Principal Financial Officer
 DB Commodity Services LLC