



PowerShares DB Gold Fund
Statements of Operations (unaudited)

	For the Period December 1, 2013 through December 31, 2013	Year to Date
Income		
Interest Income, net	\$ 4,188	\$ 138,235
Expenses		
Management fee	94,132	1,752,512
Brokerage commissions and fees	20	42,968
Total expenses	94,152	1,795,480
Net investment income (loss)	(89,964)	(1,657,245)
Net Realized and Net Change in Unrealized Gain (Loss) on United States Treasury Obligations and Futures		
Net Realized Gain (Loss) on		
United States Treasury Obligations	123	4,568
Futures	-	(87,392,590)
Net Realized Gain (Loss)	123	(87,388,022)
Net Change in Unrealized Gain (Loss) on		
United States Treasury Obligations	578	(26,736)
Futures	(6,008,520)	3,746,010
Net Change in Unrealized Gain (Loss)	(6,007,942)	3,719,274
Net realized and net change in unrealized gain (loss) on United States Treasury Obligations and Futures	(6,007,819)	(83,668,748)
Net Income (Loss)	\$ (6,097,783)	\$ (85,325,993)

To the best of the knowledge and belief of the undersigned, the information contained in this report is accurate and complete.


 Martin Kremenstein
 Chief Executive Officer
 DB Commodity Services LLC



 Michael Gilligan
 Chief Financial Officer
 DB Commodity Services LLC


PowerShares DB Gold Fund
Unaudited Statement of Changes in Shareholders' Equity
Period From December 1, 2013 to December 31, 2013

	<u>General Shares</u>		<u>Shares</u>		
	<u>Shares</u>	<u>Total Equity (Deficit)</u>	<u>Shares</u>	<u>Total Equity (Deficit)</u>	<u>Total Shareholders' Equity (Deficit)</u>
Balance at December 1, 2013	40	\$ 1,681	3,600,000	\$ 151,257,490	\$ 151,259,171
Sale of Shares			-	-	-
Redemption of Shares			-	-	-
Net Income (Loss)					
Net investment income (loss)		(1)		(89,963)	(89,964)
Net realized gain (loss) on United States Treasury Obligations and Futures		-		123	123
Net change in unrealized gain (loss) on United States Treasury Obligations and Futures		(67)		(6,007,875)	(6,007,942)
Net Income (Loss)		(68)		(6,097,715)	(6,097,783)
Balance at December 31, 2013	<u>40</u>	<u>\$ 1,613</u>	<u>3,600,000</u>	<u>\$ 145,159,775</u>	<u>\$ 145,161,388</u>

Net Asset Value per share

General shares (40 shares)	<u>\$ 40.32</u>
Shares (3,600,000 shares)	<u>\$ 40.32</u>


 Martin Kremenstein
 Chief Executive Officer
 DB Commodity Services LLC


 Michael Gilligan
 Chief Financial Officer
 DB Commodity Services LLC