



# Dividend Sustainability Portfolio



Symbol: DVST202

What makes an aristocrat? A commitment to dividends. The strategy invests in companies that have followed a policy of consistently increasing dividends in each of the last 25 consecutive years.

## Total return

Invesco believes that sustainable dividend income and capital appreciation potential are important to total return expectations. Corporate managers may use stable and increasing dividends as a sign of confidence in their firm's future prospects, while investors may consider such track records as signs of corporate maturity and strength.<sup>1</sup>

## Income sustainability and quality

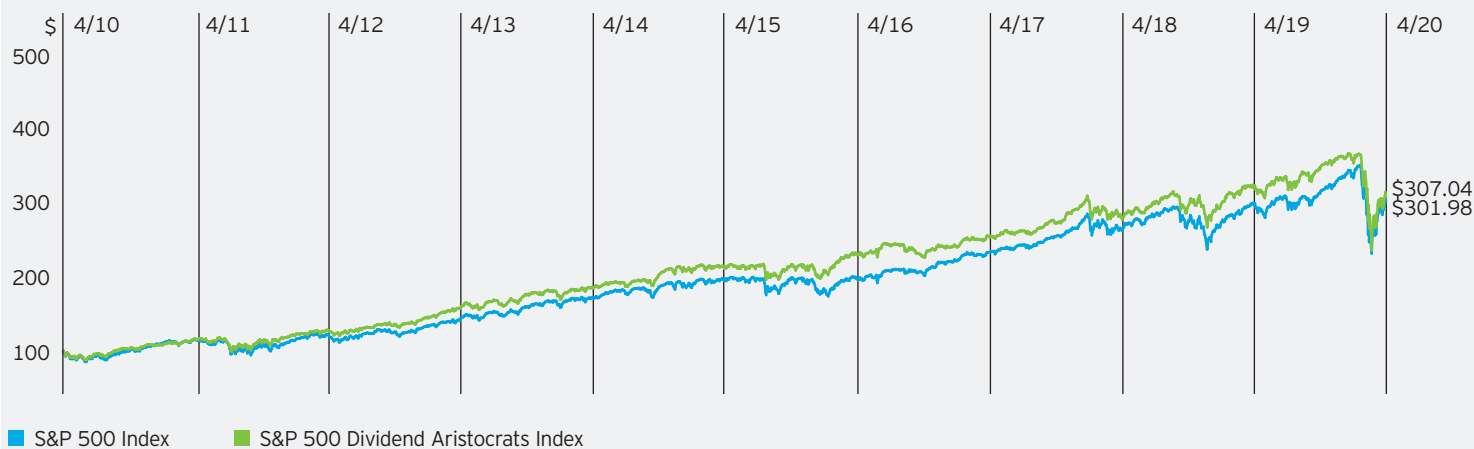
Companies with strong dividend coverage should be able to increase dividend payments.<sup>1</sup>

## Access to industry leaders

The S&P 500 Dividend Aristocrats Index tracks the performance of companies in the S&P 500 Index that have increased their dividends for the last 25 consecutive years. A dividend aristocrat tends to be a large blue-chip company and many of the companies listed on the Index are familiar household names.

## Dividend Aristocrats outperform historically over the last 10 years<sup>2</sup>

This chart compares the cumulative total return on a \$100 investment in the S&P 500 Index and the S&P 500 Dividend Aristocrats Index over a ten year period.



Source: S&P Indices. Data as of April 30, 2020. This chart compares the cumulative total return on a \$100 investment in the S&P 500 Index, and the S&P 500 Dividend Aristocrats Index over a ten year period.

### Dividend Sustainability Portfolio

Symbol	DVST202
Term of trust	24 months
Offering period	Approx. 3 months
Sales charge	2.75%
Number of securities	25

### Invest with a leader<sup>3</sup>

- **\$146 billion.** Equity and fixed income unit trust initial deposits since 1976.
- **70+ years.** Industry experience in analysis, surveillance and securities selection.

<sup>1</sup> Past performance is not a guarantee of future results, and the payment of dividends is never assured and may vary over time.

<sup>2</sup> The above chart is presented for the purpose of illustrating the performance of the S&P 500 Dividend Aristocrats Index relative to the S&P 500 Index in certain time periods. This performance is not indicative of how this (or any) series of the Dividend Sustainability Portfolio will perform. Investors should further note that each series of the Dividend Sustainability Portfolio invests in a subjectively selected portfolio consisting of a subset of the stocks currently included in the S&P 500 Dividend Aristocrats Index. The difference between the Portfolio and each index are discussed further in the "About Risk" section. Cumulative total return and total return measure change in the value of an investment assuming reinvestment of all dividends and capital gains. As a result of recent market activity, current performance may vary. Past performance is not a guarantee of future results and the payment of dividends is never assured and may vary over time. The performance above is not that of any DVST Portfolio.

<sup>3</sup> As of March 31, 2020, through Invesco Unit Investment Trusts and predecessor firms.

## Dividend Sustainability Portfolio – Selection process



For illustrative purposes only

- 1 S&P Global Quality Rankings reflect the long-term growth and stability of a company's earnings and dividends in a range from A+ (highest) to C (lowest), with a ranking of D reflecting in reorganization and LIQ represents liquidation. See [www.standardandpoors.com](http://www.standardandpoors.com) for additional information.
- 2 A credit rating is an assessment provided by a nationally recognized statistical rating organization (NRSRO) of the creditworthiness of an issuer with respect to debt obligations, including specific securities, money market instruments or other debts. Ratings are measured on a scale that generally ranges from AAA/Aaa (highest) to D/C (lowest); ratings are subject to change without notice. For more information on Standard and Poor's rating methodology, please visit [www.standardandpoors.com](http://www.standardandpoors.com) and select "Understanding Ratings" under Rating Resources on the homepage or Moody's at [www.moody.com](http://www.moody.com) and select "Rating Methodology" under Research and Ratings on the homepage.

Trust specifics	
Deposit information	
Public offering price per unit <sup>1</sup>	\$10.00
Minimum investment (\$250 for IRAs) <sup>2</sup>	\$1,000.00
Deposit date	05/06/20
Termination date	05/04/22
Distribution dates	
25th day of each March, June, September and December commencing September 25, 2020	
Record dates	
10th day of each March, June, September and December commencing September 10, 2020	
Term of trust	24 months
NASDAQ symbol	IDDSUX

### DVST202 Sales charge and CUSIPs Brokerage Sales charge<sup>3</sup>

Deferred sales charge	2.25%
Creation and development fee	0.50%
Total sales charge	2.75%
Last deferred sales charge payment date	02/10/21

CUSIPs	
Cash	46147C-18-3
Reinvest	46147C-19-1

Fee-based Sales charge	
Fee-based sales charge*	0.50%

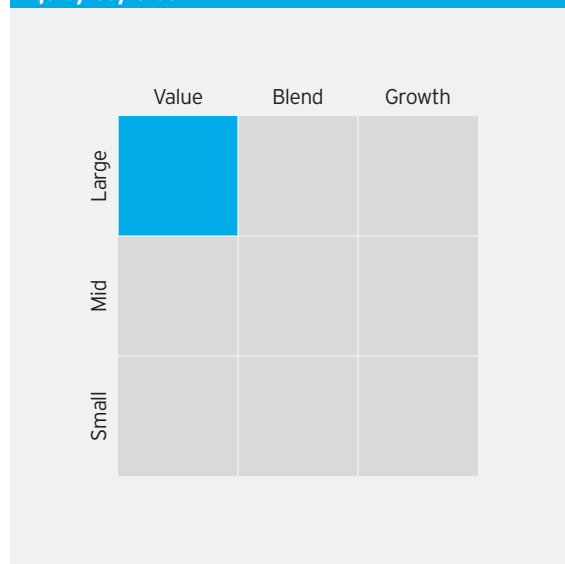
CUSIPs	
Fee-based cash	46147C-20-9
Fee-based reinvest	46147C-21-7

## Objective

The Portfolio seeks above average capital appreciation. The Portfolio seeks to achieve its objective by investing in a portfolio of common stocks of companies derived from the S&P 500 Dividend Aristocrats Index. The S&P 500 Dividend Aristocrats Index consists of stocks of those companies contained in the S&P 500 Index that have followed a policy of consistently increasing dividends every year for at least 25 years.

Portfolio composition <sup>4</sup> (As of the deposit date)		
<b>Communication Services</b>		
AT&T, Inc.	T	
<b>Consumer Discretionary</b>		
Lowe's Companies, Inc.	LOW	
McDonald's Corporation	MCD	
Target Corporation	TGT	
V.F. Corporation	VFC	
<b>Consumer Staples</b>		
Coca-Cola Company	KO	
Kimberly-Clark Corporation	KMB	
PepsiCo, Inc.	PEP	
Procter & Gamble Company	PG	
Walmart, Inc.	WMT	
<b>Financials</b>		
S&P Global, Inc.	SPGI	
T. Rowe Price Group, Inc.	TROW	
<b>Health Care</b>		
Abbott Laboratories		ABT
Becton Dickinson and Company		BDX
Johnson & Johnson		JNJ
Medtronic plc		MDT
<b>Industrials</b>		
Emerson Electric Company		EMR
Raytheon Technologies Corporation		RTX
Roper Technologies, Inc.		ROP
Stanley Black & Decker, Inc.		SWK
<b>Information Technology</b>		
Automatic Data Processing, Inc.		ADP
<b>Materials</b>		
Air Products and Chemicals, Inc.		APD
Ecolab, Inc.		ECL
Sherwin-Williams Company		SHW
<b>Utilities</b>		
Consolidated Edison, Inc.		ED

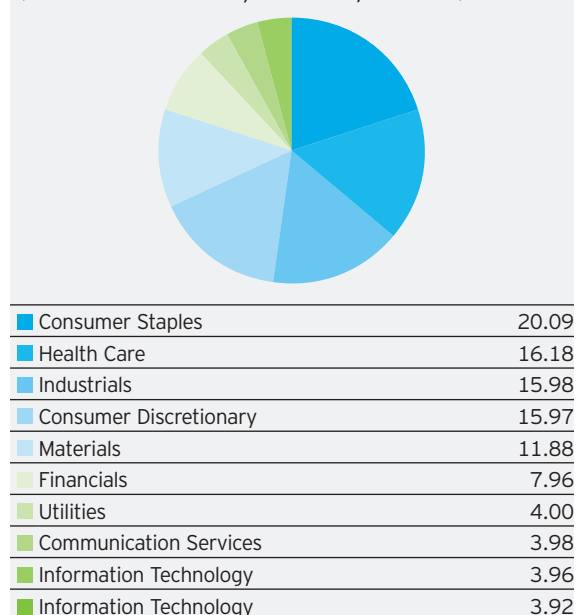
### Equity style box



The style characteristics of the Portfolio are determined as of the initial date of deposit. For a complete description of these characteristics refer to the following page.

### Sector breakdown (%)

(As of the business day before deposit date)



\* Investors in fee-based accounts will not be assessed the initial and deferred sales charge for eligible fee-based purchases (but will be subject to the creation and development fee) and must purchase units with a fee-based CUSIP.

- 1 Including sales charges. As of deposit date.
- 2 Represents the value of 100 units on the deposit date. The value of the minimum investment amount of 100 units may be greater or less than \$1,000 following the deposit date.
- 3 Assuming a public offering price of \$10 per unit. There is no initial sales charge if the public offering price per unit is \$10 or less. If the public offering price per unit exceeds \$10, an initial sales charge is paid at the time of purchase. The per unit amount of the initial sales charge is 2.75% of the dollar amount that the public offering price per unit exceeds \$10.
- 4 The trust portfolio is provided for informational purposes only and should not be deemed as a recommendation to buy or sell the individual securities shown on the previous page. Subject to change.

---

## About risk

There is no assurance the trust will achieve its investment objective. An investment in this unit investment trust is subject to market risk, which is the possibility that the market values of securities owned by the trust will decline and that the value of trust units may therefore be less than what you paid for them. This trust is unmanaged and its portfolio is not intended to change during the trust's life except in limited circumstances. Accordingly, you can lose money investing in this trust. The trust should be considered as part of a long-term investment strategy and you should consider your ability to pursue it by investing in successive trusts, if available. You will realize tax consequences associated with investing from one series to the next.

Common stocks do not assure dividend payments. Dividends are paid only when declared by an issuer's board of directors and the amount of any dividend may vary over time. There can be no guarantee or assurance that companies will declare dividends in the future or that if declared, they will remain at current levels or increase over time.

The financial condition of an issuer may worsen or its credit ratings may drop, resulting in a reduction in the value of your Units. This may occur at any point in time, including during the initial offering period.

You could experience dilution of your investment if the size of the Portfolio is increased as Units are sold. There is no assurance that your investment will maintain its proportionate share in the Portfolio's profits and losses.

The Portfolio does not replicate all of the components of the S&P 500 Dividend Aristocrats Index or its component weightings and the stocks in the Portfolio will not change if the index components, or their weightings within the index, change. The performance of the Portfolio will not correspond with the S&P 500 Dividend Aristocrats Index for this reason and because the Portfolio incurs a sales charge and expenses. The Portfolio is not intended to replicate the performance of the index.

Value, blend and growth are types of investment styles. Growth investing generally seeks stocks that offer the potential for greater-than-average earnings growth, and may entail greater risk than value or blend investing. Value investing generally seeks stocks that may be sound investments but are temporarily out of favor in the marketplace, and may entail less risk than growth investing. A blend investment combines the two styles.

The S&P 500 Dividend Aristocrats Index measures the performance of S&P 500 constituents that have followed a policy of consistently increasing dividends every year for at least 25 consecutive years. It is not possible to invest directly into an index.

---

NOT FDIC INSURED | MAY LOSE VALUE | NO BANK GUARANTEE

***Before investing, investors should carefully read the prospectus and consider the investment objectives, risks, charges and expenses. For this and more complete information about the trust, investors should ask their advisor(s) for a prospectus or download one at [invesco.com/uit](https://www.invesco.com/uit).***

S&P Global Quality Rankings reflect the long-term growth and stability of a company's earnings and dividends in a range from A+ (highest) to C (lowest), with a ranking of D reflecting in reorganization and LIQ represents liquidation. See [standardandpoors.com](https://www.standardandpoors.com) for additional information.

A credit rating is an assessment provided by a nationally recognized statistical rating organization (NRSRO) of the creditworthiness of an issuer with respect to debt obligations, including specific securities, money market instruments or other debts. Ratings are measured on a scale that generally ranges from AAA (highest) to D (lowest); ratings are subject to change without notice. For more information on Standard & Poor's rating methodology, please visit [standardandpoors.com](https://www.standardandpoors.com) and select "Understanding Ratings" under Ratings on the homepage.

The opinions expressed are based on current market conditions and are subject to change without notice. These opinions may differ from those of other Invesco investment advisors.

The S&P 500 Index is an unmanaged index generally representative of the US stock market and consists of 500 large-cap common stocks actively traded in the United States.

The S&P 500 Dividend Aristocrats Index is an index composed of 40 companies in the S&P 500 Index that have had an increase in dividends for 25 consecutive years. The S&P 500 Dividend Aristocrats Index tracks the performance of these companies. A dividend aristocrat tends to be a large blue-chip company. Indices are statistical composites and their returns do not include payment of any sales charges or fees an investor would pay to purchase the securities they represent. Such costs would lower performance. It is not possible to invest directly in an index.

This does not constitute a recommendation of any investment strategy or product for a particular investor. Investors should consult a financial professional before making any investment decisions.

Invesco unit investment trusts are distributed by the Sponsor, Invesco Capital Markets, Inc. and broker dealers including Invesco Distributors, Inc. Both firms are indirect, wholly owned subsidiaries of Invesco Ltd.

The Portfolio is based in part on an S&P Index, but is not sponsored, endorsed, marketed or promoted by S&P Dow Jones Indices LLC or its affiliates or its third party licensors (collectively, "S&P Dow Jones Indices"). S&P® is a registered trademark of Standard & Poor's Financial Services LLC ("SPFS"), and Dow Jones® is a registered trademark of Dow Jones Trademark Holdings LLC ("Dow Jones") and have been licensed for use.