



PowerShares DB Gold Fund
Statements of Operations (unaudited)

	For the Period October 1, 2012 through October 31, 2012	Year to Date
Income		
Interest Income, net	\$ 33,136	\$ 205,905
Expenses		
Management fee	291,009	2,438,566
Brokerage commissions and fees	1,020	32,898
Total expenses	292,029	2,471,464
Net investment income (loss)	(258,893)	(2,265,559)
Net Realized and Net Change in Unrealized Gain (Loss) on United States Treasury Obligations and Futures		
Net Realized Gain (Loss) on		
United States Treasury Obligations	-	80
Futures	-	(18,155,540)
Net Realized Gain (Loss)	-	(18,155,460)
Net Change in Unrealized Gain (Loss) on		
United States Treasury Obligations	(6,008)	5,848
Futures	(14,770,280)	52,494,560
Net Change in Unrealized Gain (Loss)	(14,776,288)	52,500,408
Net realized and net change in unrealized gain (loss) on United States Treasury Obligations and Futures	(14,776,288)	34,344,948
Net Income (Loss)	\$ (15,035,181)	\$ 32,079,389

To the best of the knowledge and belief of the undersigned, the information contained in this report is accurate and complete.


 Martin Kremenstein
 Chief Executive Officer
 DB Commodity Services LLC



 Michael Gilligan
 Chief Financial Officer
 DB Commodity Services LLC


PowerShares DB Gold Fund
Unaudited Statement of Changes in Shareholders' Equity
Period From October 1, 2012 to October 31, 2012

	General Shares			Shares				
	Shares	Paid in Capital	Accumulated Earnings (Deficit)	Total Equity (Deficit)	Shares	Paid in Capital	Accumulated Earnings (Deficit)	Total Shareholders' Equity (Deficit)
Balance at October 1, 2012	40	\$ 1,000	\$ 1,441	\$ 2,441	7,200,000	\$ 294,727,880	\$ 144,622,266	\$ 439,350,146
Sale of Shares					600,000	36,485,012		36,485,012
Net Income (Loss)								
Net investment income (loss)			(1)	(1)			(258,892)	(258,892)
Net change in unrealized gain (loss) on United States Treasury								
Obligations and Futures			(77)	(77)			(14,776,211)	(14,776,211)
Net Income (Loss)			(78)	(78)			(15,035,103)	(15,035,181)
Balance at October 31, 2012	<u>40</u>	<u>\$ 1,000</u>	<u>\$ 1,363</u>	<u>\$ 2,363</u>	<u>7,800,000</u>	<u>\$ 331,212,892</u>	<u>\$ 129,587,163</u>	<u>\$ 460,800,055</u>

Net Asset Value per share

General shares (40 shares)	<u>\$ 59.08</u>
Shares (7,800,000 shares)	<u>\$ 59.08</u>


 Martin Kremenstein
 Chief Executive Officer
 DB Commodity Services LLC


 Michael Gilligan
 Chief Financial Officer
 DB Commodity Services LLC