



# Energy Portfolio 2023-3

## A sector unit trust

### Trust specifics

#### Deposit information

Public offering price per unit <sup>1</sup>	\$10.00
Minimum investment (\$250 for IRAs) <sup>2</sup>	\$1,000.00
Deposit date	08/10/23
Termination date	08/07/25
Distribution dates	25th day of December, March, June and September
Record dates	10th day of December, March, June and September
Term of trust	24 months
Symbol	IENBCH
Historical 12 month distributions <sup>†</sup>	\$0.5232

#### ENGY233 Sales charge and CUSIPs

#### Brokerage

#### Sales charge<sup>3</sup>

Deferred sales charge	2.25%
Creation and development fee	0.50%
Total sales charge	2.75%
Last deferred sales charge payment date	05/10/24

#### CUSIPs

Cash	46149C-34-8
Reinvest	46149C-35-5
Historical 12 month distribution rate <sup>†</sup>	5.23%

#### Fee-based

#### Sales charge<sup>3</sup>

Fee-based sales charge	0.50%
------------------------	-------

#### CUSIPs

Fee-based cash	46149C-36-3
Fee-based reinvest	46149C-37-1

Historical 12 month distribution rate <sup>†</sup> (fee-based)	5.35%
--	-------

Investors in fee-based accounts will not be assessed the deferred sales charge for eligible fee-based purchases and must purchase units with a Fee-based CUSIP.

<sup>†</sup> The historical 12 month distributions per unit and each historical 12 month distribution rate of the securities included in the trust are for illustrative purposes only and are not indicative of the trust's actual distributions or distribution rate. The historical 12 month distributions per unit amount is based upon the weighted average of the actual distributions paid by the securities included in the trust over the 12 months preceding the trust's deposit date, and is reduced to account for the effects of fees and expenses which will be incurred when investing in a trust. Each historical 12 month distribution rate is calculated by dividing the historical 12 month distributions amount by the trust's initial \$10 public offering price per unit. There is no guarantee the issuers of the securities included in the trust will declare dividends or distributions in the future. Due to the negative economic impact across many industries caused by the recent COVID-19 outbreak, certain issuers of the securities included in the trust may elect to reduce the amount of, or cancel entirely, dividends and/or distributions paid in the future. As a result, the historical 12 month distributions per unit and each historical 12 month distribution rate will likely be higher, and in some cases significantly higher, than the actual distribution rate achieved by the trust. The distributions paid by the trust, as well as the corresponding rates, may be higher or lower than the figures shown due to certain factors that may include, but are not limited to, a change in the dividends or distributions paid by issuers, actual expenses incurred, currency fluctuations, the sale of trust securities to pay any deferred sales charges, trust fees and expenses, variations in the trust's per unit price, or with the call, maturity or the sale of securities in the trust. Distributions made by certain securities in the trust may include non-ordinary income.

### Objective

The Portfolio seeks to provide capital appreciation and dividend income. The Portfolio seeks to achieve its objective by investing in stocks of energy companies.

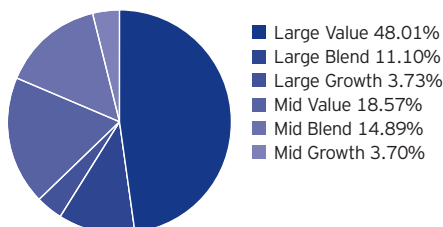
### Portfolio composition (As of the business day before deposit date)

Integrated Oil & Gas		Oil & Gas Refining & Marketing	
BP plc - ADR	BP	Diamondback Energy, Inc.	FANG
Chevron Corporation	CVX	EOG Resources, Inc.	EOG
Equinor ASA	EQNR	EQT Corporation	EQT
Exxon Mobil Corporation	XOM	Hess Corporation	HES
Petroleo Brasileiro S.A. - ADR	PBR	Pioneer Natural Resources Company	PXD
Shell plc - ADR	SHEL	Oil & Gas Refining & Marketing	
Suncor Energy, Inc.	SU	Marathon Petroleum Corporation	MPC
		Phillips 66	PSX
		Valero Energy Corporation	VLO
Oil & Gas Equipment & Services		Oil & Gas Storage & Transportation	
Baker Hughes Company - CL A	BKR	Energy Transfer, L.P.	ET
Halliburton Company	HAL	Enterprise Products Partners, L.P.	EPD
Schlumberger, N.V.	SLB	MPLX, L.P.	MPLX
		ONEOK, Inc.	OKE
Oil & Gas Exploration & Production			
APA Corporation	APA		
Canadian Natural Resources, Ltd.	CNQ		
ConocoPhillips	COP		
Coterra Energy, Inc.	CTRA		
Devon Energy Corporation	DVN		

The trust portfolio is provided for informational purposes only and should not be deemed as a recommendation to buy or sell the individual securities shown above.

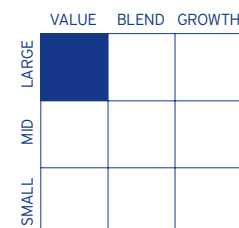
### Style breakdown

(As of the business day before deposit date)



Source: Morningstar, Inc.

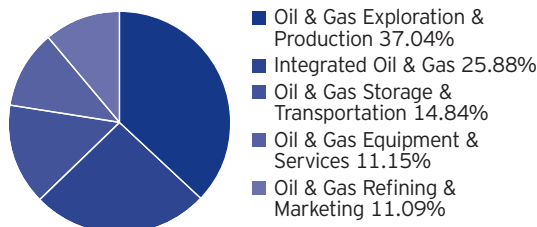
### Equity style analysis



The style characteristics of the Portfolio are determined as of the initial date of deposit. For a complete description of these characteristics refer to the following page.

### Portfolio diversification

(As of the business day before deposit date)



See page 2 for the footnotes on trust specifics.

## Why consider investing in Invesco's Energy Portfolio?

With Invesco you gain access to professional security selection. Our experienced investment professionals carefully select among today's most compelling investment opportunities in the global energy sector.

- The Portfolio may include companies representing a wide range of energy activities including oil and gas exploration and production, oil and gas refining and marketing, and energy equipment and services.
- Some of the world's leading energy companies are located outside the United States. Although investing in foreign securities entails special risks, this Portfolio includes international investments.

## Professional selection

The companies included in the Portfolio were selected for a variety of reasons, including industry position, growth potential and valuation. The Portfolio was constructed to provide diversification among regions, market capitalizations and subindustries within the energy sector.

---

## About risk

There is no assurance the trust will achieve its investment objective. An investment in this unit investment trust is subject to market risk, which is the possibility that the market values of securities owned by the trust will decline and that the value of trust units may therefore be less than what you paid for them. This trust is unmanaged and its portfolio is not intended to change during the trust's life except in limited circumstances. Accordingly, you can lose money investing in this trust. The trust should be considered as part of a long-term investment strategy and you should consider your ability to pursue it by investing in successive trusts, if available. You will realize tax consequences associated with investing from one series to the next.

A portfolio concentrated in a single market sector presents more risk than a portfolio broadly diversified over several market sectors. The Portfolio is concentrated in securities issued by companies in the energy industry. Companies in the energy industry face risks such as the potential adverse effects of fluctuations in the prices of energy fuels, substantial government regulation, and political conditions in oil producing regions. Negative developments in the energy industry will affect the value of your investment more than would be the case in a more diversified investment.

The Portfolio invests in master limited partnerships ("MLPs"). Most MLPs operate in the energy sector and are subject to the risks generally applicable to companies in that sector, including commodity pricing risk, supply and demand risk, depletion risk and exploration risk. MLPs are also subject to the risk that regulatory or legislative changes could limit or eliminate the tax benefits enjoyed by MLPs which could have a negative impact on the after-tax income available for distribution by the MLPs and/or the value of the Portfolio's investments.

The financial condition of an issuer may worsen or its credit ratings may drop, resulting in a reduction in the value of your Units. This may occur at any point in time, including during the initial offering period.

You could experience dilution of your investment if the size of the Portfolio is increased as Units are sold. There is no assurance that your investment will maintain its proportionate share in the Portfolio's profits and losses.

Investing in foreign securities involves certain risks not typically associated with investing solely in the United States. This may magnify volatility due to changes in foreign exchange rates, the political and economic uncertainties in foreign countries, and the potential lack of liquidity, government supervision and regulation.

A security issuer may be unwilling or unable to declare dividends or make other distributions in the future, or may reduce the level of dividends declared. This may reduce the level of income certain of the Portfolio's securities pay which would reduce your income and may cause the value of your Units to fall.

Value, blend and growth are types of investment styles. Growth investing generally seeks stocks that offer the potential for greater-than-average earnings growth, and may entail greater risk than value or blend investing. Value investing generally seeks stocks that may be sound investments but are temporarily out of favor in the marketplace, and may entail less risk than growth investing. A blend investment combines the two styles.

1 Including sales charges. As of deposit date.

2 Represents the value of 100 units on the deposit date. The value of the minimum investment amount of 100 units may be greater or less than \$1,000.00 following the deposit date.

3 Assuming a public offering price of \$10 per unit. There is no initial sales charge if the public offering price per unit is \$10 or less. If the public offering price per unit exceeds \$10, an initial sales charge is paid at the time of purchase. The per unit amount of the initial sales charge is 2.75% of the dollar amount that the public offering price per unit exceeds \$10.

***Before investing, investors should carefully read the prospectus and consider the investment objectives, risks, charges and expenses. For this and more complete information about the trust, investors should ask their financial professional(s) for a prospectus or download one at [invesco.com/uit](https://www.invesco.com/uit).***

This does not constitute a recommendation of any investment strategy or product for a particular investor. Investors should consult a financial professional before making any investment decisions.

Invesco unit investment trusts are distributed by the Sponsor, Invesco Capital Markets, Inc. and broker dealers including Invesco Distributors, Inc. Both firms are indirect, wholly owned subsidiaries of Invesco Ltd.