



PowerShares DB Base Metals Fund
Statements of Operations (unaudited)

	For the Period November 1, 2014 through November 30, 2014	Year to Date
Income		
Interest Income, net	\$ 3,414	\$ 82,810
Expenses		
Management fee	173,276	2,064,938
Brokerage commissions and fees	4,932	69,598
Total expenses	178,208	2,134,536
Net investment income (loss)	(174,794)	(2,051,726)
Net Realized and Net Change in Unrealized Gain (Loss) on United States Treasury Obligations and Futures		
Net Realized Gain (Loss) on		
United States Treasury Obligations	60	3,907
Futures	1,399,862	4,454,581
Net Realized Gain (Loss)	1,399,922	4,458,488
Net Change in Unrealized Gain (Loss) on		
United States Treasury Obligations	(39)	(101)
Futures	(12,571,906)	(6,747,631)
Net Change in Unrealized Gain (Loss)	(12,571,945)	(6,747,732)
Net realized and net change in unrealized gain (loss) on United States Treasury Obligations and Futures	(11,172,023)	(2,289,244)
Net Income (Loss)	\$ (11,346,817)	\$ (4,340,970)

To the best of the knowledge and belief of the undersigned, the information contained in this report is accurate and complete.


 Martin Kremenstein
 Chief Executive Officer
 DB Commodity Services LLC



 Michael Gilligan
 Chief Financial Officer
 DB Commodity Services LLC

PowerShares DB Base Metals Fund
Unaudited Statement of Changes in Shareholders' Equity
Period From November 1, 2014 to November 30, 2014


	<u>General Shares</u>		<u>Shares</u>		<u>Total Shareholders' Equity (Deficit)</u>
	<u>Shares</u>	<u>Total Equity (Deficit)</u>	<u>Shares</u>	<u>Total Equity (Deficit)</u>	
Balance at November 1, 2014	40	\$ 689	16,200,000	\$ 279,099,842	\$ 279,100,531
Sale of Shares			1,000,000	17,145,660	17,145,660
Redemption of Shares			(1,200,000)	(20,538,444)	(20,538,444)
Net Income (Loss)		-		(174,794)	(174,794)
Net investment income (loss)					
Net realized gain (loss) on United States Treasury Obligations and Futures		4		1,399,918	1,399,922
Net change in unrealized gain (loss) on United States Treasury Obligations and Futures		(32)		(12,571,913)	(12,571,945)
Net Income (Loss)		(28)		(11,346,789)	(11,346,817)
Balance at November 30, 2014	40	\$ 661	16,000,000	\$ 264,360,269	\$ 264,360,930

Net Asset Value per share
General shares (40 shares)
Shares (16,000,000 shares)

\$ 16.53
\$ 16.52



Martin Kremenstein
Chief Executive Officer
DB Commodity Services LLC



Michael Gilligan
Chief Financial Officer
DB Commodity Services LLC