Invesco S&P 500® Equal Weight ETF (RSP)

Seek to strengthen your core with equal weight

RSP can help you obtain diversification, potential outperformance, and tax efficiency at an attractive value through its unique, balanced approach to stocks.

Diversification away from concentration[1]

Equal weight approach provides diversification.

S&P 500 Index
(market cap-weighted)

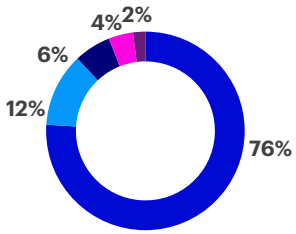

S&P 500 Equal Weight Index
(equal-weighted)

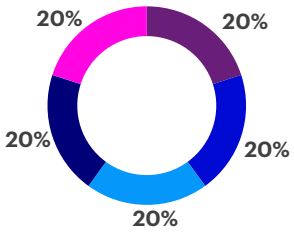

		S&P 500 Index	S&P 500 Equal Weight Index
Largest	Companies 1-100	76%	20%
↑	Companies 101-200	12%	20%
↓	Companies 201-300	6%	20%
	Companies 301-400	4%	20%
Smallest	Companies 401-505	2%	20%

For illustrative purposes only. Diversification does not guarantee a profit or eliminate the risk of loss. Due to rounding, totals may not equal 100%.

Frequency of outperformance[2]

Percentage of rolling monthly periods in which the S&P 500 Equal Weight Index has outperformed the S&P 500 Index based on rolling monthly periods over the past 3, 5, and 10 years.

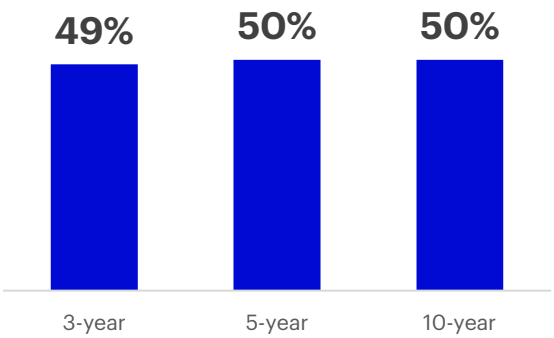

Bar charts represent the percent of time S&P 500 Equal Weight Index outperformed the S&P 500 Index.

Attractive value and tax efficient[3]

RSP has a lower expense ratio versus its peers and has not paid capital gains distributions since inception.

	RSP	Lipper peer group
Total expense ratio	0.20 %	0.57% (*median*)
Average annual capital gains distributions	0%	2.59%

RSP may help you ...

- Invest for the long term
- Diversify your stocks
- Minimize tax obligations

Ways to potentially implement[4]

1 Diversify
your market-cap-weighted core equity strategy

2 Complement
your large-cap growth equity strategy

3 Potential Replacement
for high fee, underperforming strategies

1. Sources: Morningstar Research Inc. and Invesco as of September 30, 2026. 2. Source: Morningstar Research Inc. as of September 30, 2026. Performance shown in bar chart consists of rolling monthly periods between January 31, 2003 – September 30, 2026. **Past performance is not a guarantee of future results. Index returns do not represent fund returns. See other side for fund performance.** 3. **Invesco does not provide tax advice. Investors should always consult their own legal or tax professional for information concerning their individual situation.** Sources: Lipper and Bloomberg L.P., as of September 30, 2026. Lipper Multi-Cap Value Funds Classification median expense ratio and average annualized capital gains rate (% NAV) are based on open-end, no-load mutual funds and ETFs; excludes funds of funds. An investment cannot be made directly into an index. ETFs generally have lower expenses than actively managed mutual funds due to their different management styles. Most ETFs are passively managed and are structured to track an index, whereas many mutual funds are actively managed and thus have higher management fees. Unlike ETFs, actively managed mutual funds have the ability to react to market changes and the potential to outperform a stated benchmark. Since ordinary brokerage commissions apply for each ETF buy and sell transaction, frequent trading activity may increase the cost of ETFs. ETFs can be traded throughout the day, whereas mutual funds are traded only once a day. While extreme market conditions could result in illiquidity for ETFs, typically they are still more liquid than most mutual funds because they trade on exchanges. See the next page for standardized performance. This is the most recently available data. While it is not Invesco's intention, there is no guarantee that the Funds will not distribute capital gains to its shareholders 4. This does not constitute a recommendation of any investment strategy or product for a particular investor. Investors should consult a financial professional before making any investment decisions.

Not a Deposit Not FDIC Insured Not Guaranteed by the Bank May Lose Value Not Insured by any Federal Government Agency

Invesco S&P 500® Equal Weight ETF (RSP)

Standard performance (%) as of September 30, 2026

	YTD	1 Year	3 Years	5 Years	10 Years	Since Inception (04/24/03)
ETF - NAV	9.88	11.38	15.49	8.56	11.43	11.11
ETF - Market price	9.91	11.40	15.48	8.52	11.44	11.11
ETF - After-tax held[1]	9.30	10.71	14.95	8.02	10.89	10.55
ETF - After-tax sold[1]	5.80	6.78	12.02	6.56	9.29	9.55
S&P 500® Equal Weight Index	10.03	11.56	15.73	8.78	11.66	11.53
S&P 500® Index	12.75	15.74	22.89	13.79	15.33	11.59

Returns less than one year are cumulative. Performance data quoted represents past performance. Past performance is not a guarantee of future results; current performance may be higher or lower than performance quoted. Investment returns and principal value will fluctuate and Shares, when redeemed, may be worth more or less than their original cost. See invesco.com to find the most recent month-end performance numbers. Market returns are based on the midpoint of the bid/ask spread at 4 p.m. ET and do not represent the returns an investor would receive if shares were traded at other times. Fund performance reflects fee waivers, absent which, performance data quoted would have been lower.[1]After-tax returns reflect the highest federal income tax rate but exclude state and local taxes. Fund performance reflects applicable fee waivers, absent which, performance data quoted would have been lower. After-tax held and after-tax sold are based on NAV.

Since ordinary brokerage commissions apply for each buy and sell transaction, frequent trading activity may increase the cost of ETFs.

As the result of a reorganization on April 6, 2018, the returns presented reflect performance of the Guggenheim predecessor fund. Invesco is not affiliated with Guggenheim.

Year-end after-tax returns are based on preliminary data and are subject to adjustment.

The S&P Equal Weight Index is the equally weighted version of the S&P 500® Index. Beta is a measure of risk representing how a security is expected to respond to general market movements. Smart Beta represents an alternative and selection index-based methodology that seeks to outperform a benchmark or reduce portfolio risk, or both.

Before investing, investors should carefully read the prospectus and/or summary prospectus and carefully consider the investment objectives, risks, charges and expenses. For this and more complete information about the fund(s), investors should ask their financial professional for a prospectus/summary prospectus or visit invesco.com/fund prospectus.

There are risks involved with investing in ETFs, including possible loss of money. Shares are not actively managed and are subject to risks similar to those of stocks, including those regarding short selling and margin maintenance requirements. Ordinary brokerage commissions apply. The Fund's return may not match the return of the Underlying Index. The Fund is subject to certain other risks. Please see the current prospectus for more information regarding the risk associated with an investment in the Fund.

This does not constitute a recommendation of any investment strategy or product for a particular investor. Investors should consult a financial professional before making any investment decisions.

Investments focused in a particular industry or sector, are subject to greater risk, and are more greatly impacted by market volatility, than more diversified investments.

Stocks of medium-sized companies tend to be more vulnerable to adverse developments, may be more volatile, and may be illiquid or restricted as to resale.

"Standard & Poor's," "S&P" and "S&P 500," are trademarks of Standard & Poor's Financial Services, LLC and have been licensed for use by Invesco Capital Management LLC and its affiliates. Invesco S&P 500® Equal Weight ETF is not sponsored, endorsed, sold or promoted by Standard & Poor's and it makes no representation regarding the advisability of investing in Invesco S&P 500® Equal Weight ETF.

Shares are not individually redeemable and owners of the Shares may acquire those Shares from the Fund and tender those Shares for redemption to the Fund in Creation Unit aggregations only, typically consisting of 10,000, 20,000, 25,000, 50,000, 80,000, 100,000, or 150,000 shares.

invesco.com/us P-RSP-IG-1 11/26 Invesco Distributors, Inc.

20261102-6044913-NA