



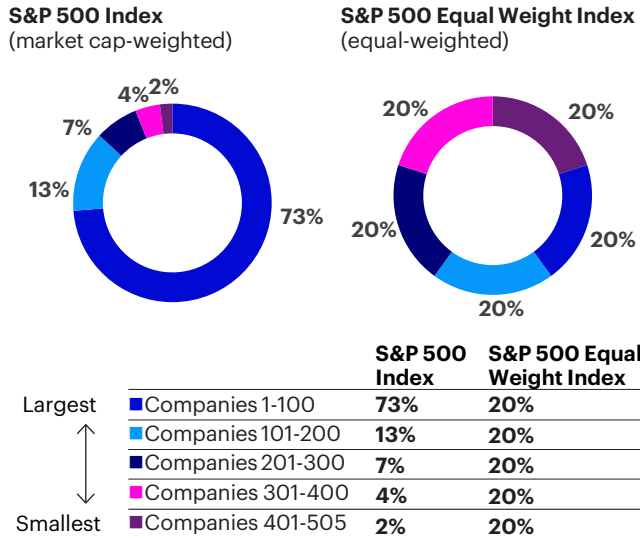
# Invesco S&P 500<sup>®</sup> Equal Weight ETF (RSP)

## Seek to strengthen your core with equal weight

RSP can help you obtain diversification, potential outperformance, and tax efficiency at an attractive value through its unique, balanced approach to stocks.

### Diversification away from concentration<sup>1</sup>

Equal weight approach provides diversification.



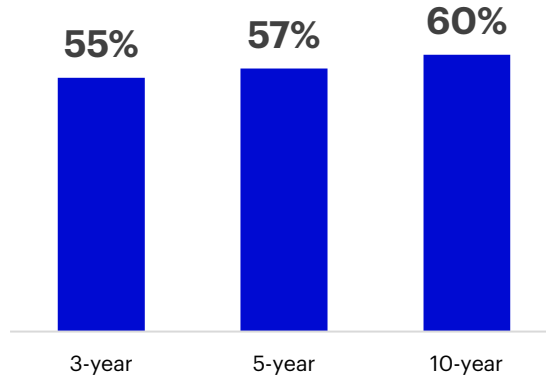
For illustrative purposes only. Diversification does not guarantee a profit or eliminate the risk of loss. Due to rounding, totals may not equal 100%.

### RSP may help you ...

- Invest for the long term
- Diversify your stocks
- Minimize tax obligations

### Outperformance<sup>2</sup>

S&P 500 Equal Weight Index has outperformed the S&P 500 Index based on rolling monthly periods over the past 3, 5, and 10 years.



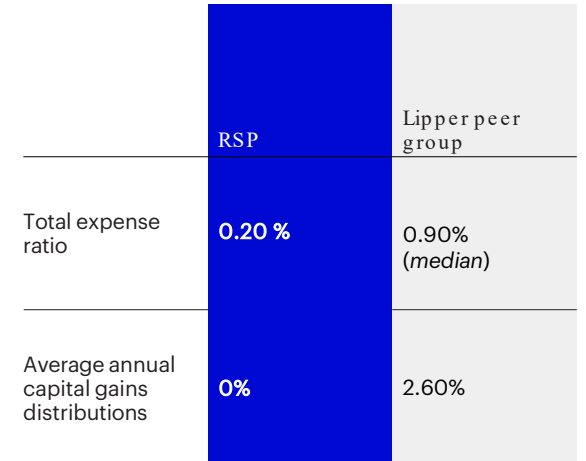
Bar charts represent the percent of time S&P 500 Equal Weight Index outperformed the S&P 500 Index.

### Ways to potentially implement<sup>4</sup>

- Diversify**  
your market-cap-weighted core equity strategy
- Complement**  
your large-cap growth equity strategy
- Potential Replacement**  
for high fee, underperforming strategies

### Attractive value and tax efficient<sup>3</sup>

RSP has a lower expense ratio versus its peers and has not paid capital gains distributions since inception.



1. Sources: Morningstar Research Inc. and Invesco as of June 30, 2024. 2. Source: Morningstar Research Inc. as of June 30, 2024. Performance shown in bar chart consists of rolling monthly periods between January 31, 2003 – June 30, 2024. **Past performance is not a guarantee of future results. Index returns do not represent fund returns. See other side for fund performance.** 3. **Invesco does not provide tax advice. Investors should always consult their own legal or tax professional for information concerning their individual situation.** Sources: Lipper and Bloomberg L.P., as of June 30, 2024. Lipper Multi-Cap Value Funds Classification median expense ratio and average annualized capital gains rate (% NAV) are based on open-end, no-load mutual funds and ETFs; excludes funds of funds. An investment cannot be made directly into an index. ETFs generally have lower expenses than actively managed mutual funds due to their different management styles. Most ETFs are passively managed and are structured to track an index, whereas many mutual funds are actively managed and thus have higher management fees. Unlike ETFs, actively managed mutual funds have the ability to react to market changes and the potential to outperform a stated benchmark. Since ordinary brokerage commissions apply for each ETF buy and sell transaction, frequent trading activity may increase the cost of ETFs. ETFs can be traded throughout the day, whereas mutual funds are traded only once a day. While extreme market conditions could result in illiquidity for ETFs, typically they are still more liquid than most mutual funds because they trade on exchanges. See the next page for standardized performance. This is the most recently available data. While it is not Invesco's intention, there is no guarantee that the Funds will not distribute capital gains to its shareholders. 4. This does not constitute a recommendation of any investment strategy or product for a particular investor. Investors should consult a financial professional before making any investment decisions.

# Invesco S&P 500<sup>®</sup> Equal Weight ETF <sup>(RSP)</sup>

## Standard performance (%) as of June 30, 2024

	YTD	1 Year	3 Years	5 Years	10 Years	Since Inception (04/24/03)
ETF - NAV	5.00	11.57	4.63	10.74	9.78	10.93
ETF - Market price	5.01	11.65	4.65	10.75	9.77	10.93
ETF - After-tax held <sup>1</sup>	4.67	10.92	4.08	10.20	9.19	10.36
ETF - After-tax sold <sup>1</sup>	2.99	6.92	3.39	8.38	7.79	9.30
S&P 500 <sup>®</sup> Equal Weight Index	5.08	11.79	4.84	10.94	10.04	11.37
S&P 500 <sup>®</sup> Index	15.29	24.56	10.01	15.05	12.86	10.97

Market returns are based on the midpoint of the bid/ask spread at 4 p.m. ET and do not represent the returns an investor would receive if shares were traded at other times. Performance data quoted represents past performance, which is not a guarantee of future results. Investment returns and principal value will fluctuate, and shares, when redeemed, may be worth more or less than their original cost. Current performance may be higher or lower than performance data quoted. <sup>1</sup>After-tax returns reflect the highest federal income tax rate but exclude state and local taxes. Fund performance reflects applicable fee waivers, absent which, performance data quoted would have been lower. After-tax held and after-tax sold are based on NAV. Returns less than one year are cumulative.

Since ordinary brokerage commissions apply for each buy and sell transaction, frequent trading activity may increase the cost of ETFs.

**As the result of a reorganization on April 6, 2018, the returns presented reflect performance of the Guggenheim predecessor fund. Invesco is not affiliated with Guggenheim.**

Year-end after-tax returns are based on preliminary data and are subject to adjustment.

The S&P Equal Weight Index is the equally weighted version of the S&P 500<sup>®</sup> Index. Beta is a measure of risk representing how a security is expected to respond to general market movements. Smart Beta represents an alternative and selection index-based methodology that seeks to outperform a benchmark or reduce portfolio risk, or both.

**Before investing, investors should carefully read the prospectus and/or summary prospectus and carefully consider the investment objectives, risks, charges and expenses. For this and more complete information about the fund(s), investors should ask their financial professional for a prospectus/summary prospectus or visit [invesco.com/fund-prospectus](https://www.invesco.com/fund-prospectus).**

There are risks involved with investing in ETFs, including possible loss of money. Shares are not actively managed and are subject to risks similar to those of stocks, including those regarding short selling and margin maintenance requirements. Ordinary brokerage commissions apply. The Fund's return may not match the return of the Underlying Index. The Fund is subject to certain other risks. Please see the current prospectus for more information regarding the risk associated with an investment in the Fund.

This does not constitute a recommendation of any investment strategy or product for a particular investor. Investors should consult a financial professional before making any investment decisions.

Investments focused in a particular industry or sector, are subject to greater risk, and are more greatly impacted by market volatility, than more diversified investments.

Stocks of medium-sized companies tend to be more vulnerable to adverse developments, may be more volatile, and may be illiquid or restricted as to resale.

"Standard & Poor's," "S&P" and "S&P 500," are trademarks of Standard & Poor's Financial Services, LLC and have been licensed for use by Invesco Capital Management LLC and its affiliates. Invesco S&P 500<sup>®</sup> Equal Weight ETF is not sponsored, endorsed, sold or promoted by Standard & Poor's and it makes no representation regarding the advisability of investing in Invesco S&P 500<sup>®</sup> Equal Weight ETF.

Shares are not individually redeemable and owners of the Shares may acquire those Shares from the Fund and tender those Shares for redemption to the Fund in Creation Unit aggregations only, typically consisting of 10,000, 20,000, 25,000, 50,000, 80,000, 100,000, or 150,000 shares.

[invesco.com/us](https://www.invesco.com/us) P-RSP-IG-1 07/24 Invesco Distributors, Inc.