



**PowerShares DB Base Metals Fund**  
**Unaudited Statement of Changes in Shareholders' Equity**  
**Period From December 1, 2014 to December 31, 2014**

	<u>General Shares</u>		<u>Shares</u>		<u>Total</u>
	<u>Shares</u>	<u>Total Equity (Deficit)</u>	<u>Shares</u>	<u>Total Equity (Deficit)</u>	<u>Shareholders' Equity (Deficit)</u>
<b>Balance at December 1, 2014</b>	40	\$ 661	16,000,000	\$ 264,360,269	\$ 264,360,930
Sale of Shares			-	-	-
Redemption of Shares			(2,200,000)	(35,725,946)	(35,725,946)
Net Income (Loss)				(168,709)	(168,709)
Net investment income (loss)		-			
Net realized gain (loss) on United States Treasury Obligations and Futures		(14)		(5,138,625)	(5,138,639)
Net change in unrealized gain (loss) on United States Treasury Obligations and Futures		(7)		(2,680,125)	(2,680,132)
Net Income (Loss)		(21)		(7,987,459)	(7,987,480)
<b>Balance at December 31, 2014</b>	40	\$ 640	13,800,000	\$ 220,646,864	\$ 220,647,504

**Net Asset Value per share**  
General shares (40 shares)  
Shares (13,800,000 shares)

\$ 15.99  
\$ 15.99


  
\_\_\_\_\_  
Martin Kremenstein  
Chief Executive Officer  
DB Commodity Services LLC


  
\_\_\_\_\_  
Michael Gilligan  
Chief Financial Officer  
DB Commodity Services LLC

**PowerShares DB Base Metals Fund**  
**Statements of Operations (unaudited)**

	For the Period December 1, 2014 through December 31, 2014	Year to Date
<b>Income</b>	\$ 3,366	\$ 86,176
Interest Income, net		
<b>Expenses</b>	154,880	2,219,818
Management fee	17,195	86,793
Brokerage commissions and fees	172,075	2,306,611
Total expenses	(168,709)	(2,220,435)
Net investment income (loss)		
<b>Net Realized and Net Change in Unrealized Gain (Loss) on United States Treasury Obligations and Futures</b>		
<b>Net Realized Gain (Loss) on</b>	292	4,199
United States Treasury Obligations	(5,138,931)	(684,350)
Futures	(5,138,639)	(680,151)
<b>Net Realized Gain (Loss)</b>		
<b>Net Change in Unrealized Gain (Loss) on</b>	(3,476)	(3,577)
United States Treasury Obligations	(2,676,656)	(9,424,287)
Futures	(2,680,132)	(9,427,864)
<b>Net Change in Unrealized Gain (Loss)</b>		
Net realized and net change in unrealized gain (loss) on	(7,818,771)	(10,108,015)
United States Treasury Obligations and Futures		
<b>Net Income (Loss)</b>	\$ (7,987,480)	\$ (12,328,450)

To the best of the knowledge and belief of the undersigned, the information contained in this report is accurate and complete.

  
 Martin Kremenstein  
 Chief Executive Officer  
 DB Commodity Services LLC

  
 Michael Gilligan  
 Chief Financial Officer  
 DB Commodity Services LLC