



**PowerShares DB Commodity Index Tracking Fund**  
**Statements of Operations (unaudited)**

|  | <b>For the Period<br/>October 1, 2013<br/>through<br/>October 31, 2013</b> | <b>Year to Date</b>     |
|--|--|-------------------------|
| <b>Income</b>  |  |                         |
| Interest Income, net   | \$ 114,635   | \$ 2,955,049            |
| <b>Expenses</b>  |  |                         |
| Management fee   | 4,497,020  | 46,472,934              |
| Brokerage commissions and fees   | 132,249  | 1,135,923               |
| Total expenses   | 4,629,269  | 47,608,857              |
| <b>Net investment income (loss)</b>  | <u>(4,514,634)</u>   | <u>(44,653,808)</u>     |
| <b>Net Realized and Net Change in Unrealized Gain (Loss)<br/>on United States Treasury Obligations and Futures</b> |  |                         |
| <b>Net Realized Gain (Loss) on</b>   |  |                         |
| United States Treasury Obligations   | 7,757  | 61,939                  |
| Futures  | 13,362,498   | (246,956,340)           |
| <b>Net Realized Gain (Loss)</b>  | <u>13,370,255</u>  | <u>(246,894,401)</u>    |
| <b>Net Change in Unrealized Gain (Loss) on</b>   |  |                         |
| United States Treasury Obligations   | (175,924)  | (421,535)               |
| Futures  | (27,175,025)   | (212,485,147)           |
| <b>Net Change in Unrealized Gain (Loss)</b>  | <u>(27,350,949)</u>  | <u>(212,906,682)</u>    |
| Net realized and net change in unrealized gain (loss) on<br>United States Treasury Obligations and Futures         | <u>(13,980,694)</u>  | <u>(459,801,083)</u>    |
| <b>Net Income (Loss)</b>   | <u>\$ (18,495,328)</u>   | <u>\$ (504,454,891)</u> |

To the best of the knowledge and belief of the undersigned, the information contained in this report is accurate and complete.

  
 \_\_\_\_\_  
 Martin Kremenstein  
 Chief Executive Officer  
 DB Commodity Services LLC

  
 \_\_\_\_\_  
 Michael Gilligan  
 Chief Financial Officer  
 DB Commodity Services LLC

**PowerShares DB Commodity Index Tracking Fund**  
**Unaudited Statement of Changes in Shareholders' Equity**  
**Period From October 1, 2013 to October 31, 2013**

|  | <u>General Shares</u> |                               | <u>Shares</u>      |                               | <u>Total Shareholders' Equity (Deficit)</u> |
|--|-----------------------|-------------------------------|--------------------|-------------------------------|---|
|  | <u>Shares</u>         | <u>Total Equity (Deficit)</u> | <u>Shares</u>      | <u>Total Equity (Deficit)</u> |   |
| <b>Balance at October 1, 2013</b>  | 40                    | \$ 1,032                      | 250,200,000        | \$ 6,458,759,127              | \$ 6,458,760,159                            |
| Sale of Shares   |                       |                               | 400,000            | 10,390,664                    | 10,390,664                                  |
| Redemption of Shares   |                       |                               | (12,400,000)       | (319,669,400)                 | (319,669,400)                               |
| Net Income (Loss)  |                       |                               |                    |                               |   |
| Net investment income (loss)   |                       | (1)                           |                    | (4,514,633)                   | (4,514,634)                                 |
| Net realized gain (loss) on United States Treasury Obligations and Futures             |                       | 2                             |                    | 13,370,253                    | 13,370,255                                  |
| Net change in unrealized gain (loss) on United States Treasury Obligations and Futures |                       | (4)                           |                    | (27,350,945)                  | (27,350,949)                                |
| Net Income (Loss)  |                       | (3)                           |                    | (18,495,325)                  | (18,495,328)                                |
| <b>Balance at October 31, 2013</b>   | <u>40</u>             | <u>\$ 1,029</u>               | <u>238,200,000</u> | <u>\$ 6,130,985,066</u>       | <u>\$ 6,130,986,095</u>                     |


**Net Asset Value per share**  
General shares (40 shares)  
Shares (238,200,000 shares)

\$ 25.73  
\$ 25.74



---

Martin Kremenstein  
Chief Executive Officer  
DB Commodity Services LLC



---

Michael Gilligan  
Chief Financial Officer  
DB Commodity Services LLC