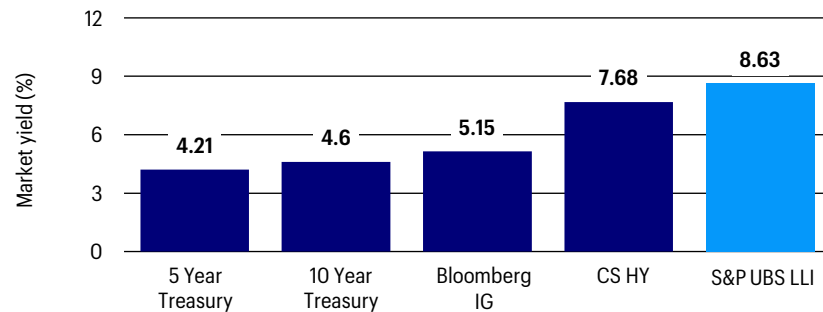


Senior Loans: A core long-term holding

Senior loans may deliver a relatively high level of yield combined with diversification qualities and historical rapid recoveries.

1 High income potential

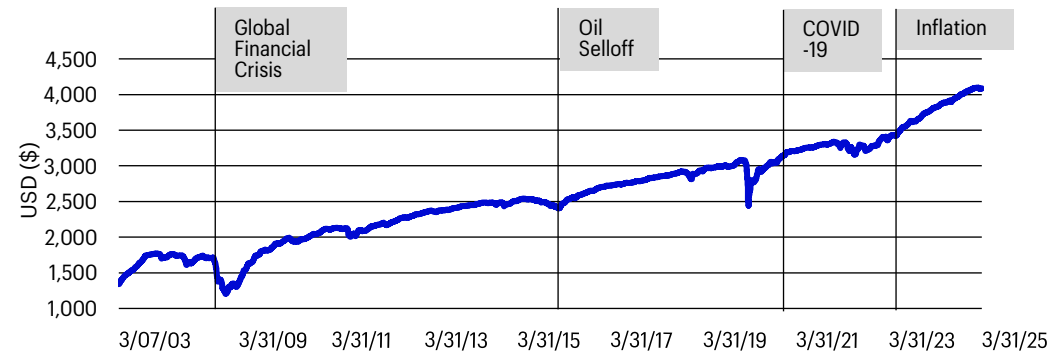
US senior secured loans may offer one of the best yields in fixed income.



Source: S&P UBS, Barclays, Credit Suisse, and Bloomberg L.P. as of March 31, 2025. The Bloomberg US Corporate IG index represents IG corporates, the CS HY index represents High Yield and S&P UBS LLI represents Leveraged Loans. Market yields reflect yield worst for all assets except Leveraged Loans, which is yield to 3 year. An investment cannot be made into an index.

2 Loans have demonstrated historical resilience following risk-off periods

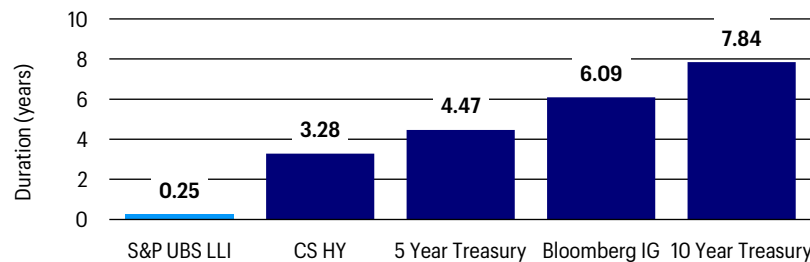
While loans have traded down during risk-off periods, they tend to recover quickly.



Source: Morningstar LSTA US Leveraged Loan TR USD Index as of March 31, 2025, quarterly update.

3 Interest rate risk mitigation

Loans' floating rate feature and low duration may help mitigate rising rate risks.



Source: S&P UBS, Barclays, Credit Suisse, and Bloomberg L.P. as of March 31, 2025. The Bloomberg US Corporate IG index represents IG corporates, the CS HY index represents High Yield and S&P UBS LLI represents Leveraged Loans. Market yields reflect yield worst for all assets except Leveraged Loans, which is yield to 3 year. An investment cannot be made into an index.

4 Diversification

Low correlation with traditional asset classes adds valuable diversification.

Asset class correlations with the Morningstar LSTA US Leveraged Loan Index

Asset class	Correlation since 1997
US Stocks	0.49
Investment grade corporates	0.37
High-yield corporates	0.78
10-year Treasury	-0.25

Source: Zephyr StyleAdvisor, as of March 31, 2025. Morningstar LSTA US Leveraged Loan Index represents Leveraged Loans. The S&P 500 Index represents US Stocks, the Bloomberg U.S. Corporate Investment Grade Index represents Investment Grade Corporates, the Bloomberg U.S. Corporate High Yield Index represents High-Yield Corporates, the ICE BofA 10+ Year US Treasury Index represents the 10-Year Treasury. Diversification does not guarantee a profit or eliminate the risk of loss. An investment cannot be made into an index.

ALTERNATIVES: BANK LOAN

A: OOSAX R6: OOSIX Y: OOSYX

Invesco Senior Floating Rate Fund

A fund designed to focus on the underlying credits, while mitigating against interest rate risk.

This fund typically targets floating rate, high yield returns by investing in the senior secured debt of large companies. The fund employs a high conviction opportunistic investment style and, in the long term, seeks to out-yield its competitors. With the completion of the Oppenheimer integration in 2020, the fund joined the Invesco loan platform.

Reasons to consider this fund



A market leader

Our bank loan team is one of the world's largest (~\$40 billion AUM¹), with 25+ years of credit selection expertise and conservative management.



Private-side investor

As a private-side investor, Invesco Senior Secured Management, Inc. (ISSM) is afforded deeper access to management teams and additional information than public-side investors.



Potential income

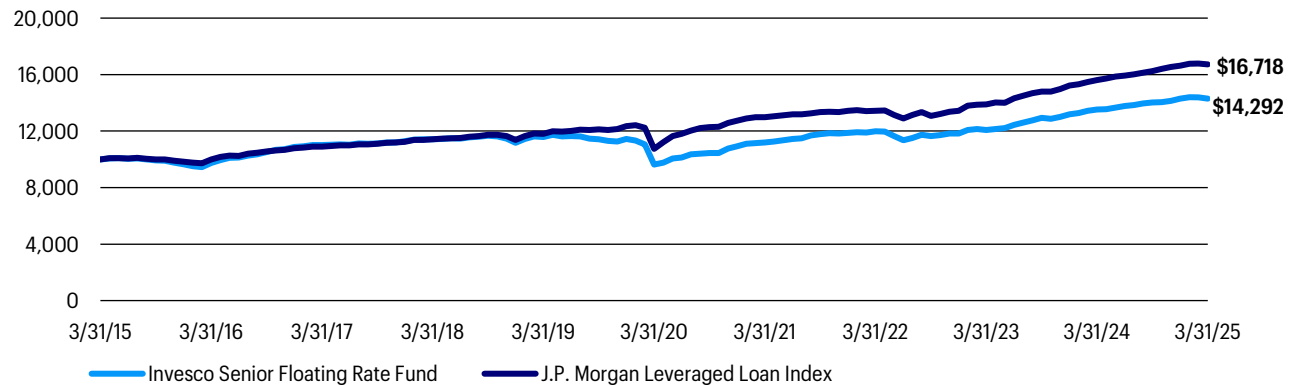
The fund has a high conviction, opportunistic investment style that seeks to out-yield competitor funds over the long term.

Investment Objective: The Fund's investment objective is to seek income.

¹ Source: Invesco, as of March 31, 2025.

Performance of a \$10,000 investment

Class A shares at NAV (\$) (March 31, 2015 – March 31, 2025)



Source: Invesco. Performance quoted is past performance and cannot guarantee comparable future results; current performance may be lower or higher. Visit [invesco.com](https://www.invesco.com) for the most recent month-end performance. Performance figures reflect reinvested distributions and changes in net asset value (NAV). Investment return and principal value will vary so that you may have a gain or a loss when you sell shares. Had fees not been waived and/or expenses reimbursed in the past, returns would have been lower. Performance shown at NAV does not include the applicable front-end sales charge, which would have reduced the performance.

Top 54%

3-year total return ranking vs. Morningstar Bank Loan category (Class A shares at NAV)

(107 of 215)

as of March 31, 2025

Invesco Senior Floating Rate Fund

Average annual total returns performance (%) as of 3/31/2025

	YTD	1 Year	3 Years	5 Years	10 Years	Since Inception ¹
Class A shares without sales charge (Inception: 9/8/89)	-0.05	5.60	6.05	8.22	3.64	4.44
Class A shares at max 3.25% load	-3.27	2.24	4.89	7.50	3.30	4.31
Class R6 shares (Inception: 10/26/12)	0.03	5.95	6.41	8.62	3.99	4.05
Class Y shares (Inception: 11/28/05)	0.01	6.01	6.32	8.49	3.90	4.33
J.P. Morgan Leveraged Loan Index	0.48	7.02	7.55	9.25	5.27	-
Total Return Ranking vs. Morningstar Bank Loan category (Class A shares at NAV)	-	79% (163/224)	54% (107/215)	22% (52/208)	66% (114/172)	-

Annual Total Expense Ratios: A Shares 1.09%, Y Shares 0.84%, R6 Shares 0.75%

- Class A Inception date: 9/8/99
Class Y Inception date: 11/28/05
Class R6 Inception date: 10/26/12

Calendar years total returns (%)

	2015	2016	2017	2018	2019	2020	2021	2022	2023	2024
Class A shares at NAV	-2.06	12.72	3.77	-0.89	2.33	-4.47	8.63	-0.43	11.49	8.48
J.P. Morgan Leveraged Loan Index	0.54	9.78	4.25	1.08	8.64	3.16	5.46	0.06	13.17	9.33

Performance quoted is past performance and cannot guarantee comparable future results; current performance may be lower or higher. Visit [invesco.com](https://www.invesco.com) for the most recent month-end performance. Performance figures reflect reinvested distributions and changes in net asset value (NAV). Investment return and principal value will vary so that you may have a gain or a loss when you sell shares. Returns less than one year are cumulative; all others are annualized. As the result of a reorganization on May 24, 2019, the returns of the fund for periods on or prior to May 24, 2019 reflect performance of the Oppenheimer predecessor fund. Share class returns will differ from the predecessor fund due to a change in expenses and sales charges. Index source: Bloomberg L.P. Had fees not been waived and/or expenses reimbursed in the past, returns would have been lower. Performance shown at NAV does not include the applicable front-end sales charge, which would have reduced the performance.

Class Y and R6 shares have no sales charge; therefore, performance is at NAV. Class Y shares are available only to certain investors. Class R6 shares are closed to most investors. Please see the prospectus for more details.

The JP Morgan Leveraged Loan Index tracks the performance of US dollar denominated senior floating rate bank loans. The Bloomberg US Corporate Investment Grade Index measure the investment grade, fixed-rate, taxable corporate bond market. The Credit Suisse High Yield Index is a market capitalization-weighted index that tracks the universe of the US dollar-denominated, high-yield debt market. The S&P UBS Leveraged Loan Index tracks the investable market of the US dollar denominated, leveraged loan market. The Morningstar LSTA US Leverage Loan Index is a market-value weighted index designed to measure the performance of the US leveraged loan market. The S&P 500® Index is an unmanaged index considered representative of the US stock market. The ICE BofA 10+ Year Treasury Index measures the performance of U.S. denominated, fixed-rate nominal debt issued by the U.S. Treasury with maturities greater than 10 years. The Bloomberg U.S. Corporate High Yield Index is an unmanaged index considered representative of fixed-rate, noninvestment-grade debt. An investment cannot be made directly in an index.

Morningstar Rankings are based on total return, excluding sales charges and including fees and expenses versus all funds in the Morningstar category. Open-end mutual funds and exchange-traded funds are considered a single population for comparison purposes. Had fees not been waived and/or expenses reimbursed currently or in the past, the ranking would have been lower.

©2025 Morningstar, Inc. All rights reserved. The information contained herein is proprietary to Morningstar and/or its content providers. It may not be copied or distributed and is not warranted to be accurate, complete or timely. Neither Morningstar nor its content providers are responsible for any damages or losses arising from any use of this information. **Past performance is no guarantee of future results.**

About risk

Interest rate risk refers to the risk that bond prices generally fall as interest rates rise and vice versa.

An issuer may be unable to meet interest and/or principal payments, thereby causing its instruments to decrease in value and lowering the issuer's credit rating. Junk bond values fluctuate more than high quality bonds and can decline significantly over a short time.

Derivatives may be more volatile and less liquid than traditional investments and are subject to market, interest rate, credit, leverage, counterparty and management risks. An investment in a derivative could lose more than the cash amount invested.

Most senior loans are made to corporations with below investment-grade credit ratings and are subject to significant credit, valuation and liquidity risk. The value of the collateral securing a loan may not be sufficient to cover the amount owed, may be found invalid or may be used to pay other outstanding obligations of the borrower under applicable law. There is also the risk that the collateral may be difficult to liquidate, or that a majority of the collateral may be illiquid.

The risks of investing in securities of foreign issuers can include fluctuations in foreign currencies, political and economic instability, and foreign taxation issues.

The Fund may use leverage to seek to enhance income, which creates the likelihood of greater volatility of the Fund's shares and may also impair the ability to maintain its qualification for federal income tax purposes as a regulated investment company.

Obligations issued by US Government agencies and instrumentalities may receive varying levels of support from the government, which could affect the fund's ability to recover should they default. In general, stock values fluctuate, sometimes widely, in response to activities specific to the company as well as general market, economic and political conditions.

Investments focused in a particular sector, such as financial services, are subject to greater risk, and are more greatly impacted by market volatility, than more diversified investments. The Fund may hold illiquid securities that it may be unable to sell at the preferred time or price and could lose its entire investment in such securities.

Environmental, Social and Governance (ESG) considerations may vary across investments and issuers, and not every ESG factor may be identified or evaluated for investment. The Fund will not be solely based on ESG considerations; therefore, issuers may not be considered ESG-focused companies. ESG factors may affect the Fund's exposure to certain companies or industries and may not work as intended. The Fund may underperform other funds that do not assess ESG factors or that use a different methodology to identify and/or incorporate ESG factors. ESG is not a uniformly defined characteristic and as a result, information used by the Fund to evaluate such factors may not be readily available, complete or accurate, and may vary across providers and issuers. There is no guarantee that ESG considerations will enhance Fund performance.

The Fund is subject to certain other risks. Please see the prospectus for more information regarding the risks associated with an investment in the Fund.

Before investing, consider the Fund's investment objectives, risks, charges and expenses. Visit [invesco.com/fundprospectus](https://www.invesco.com/fundprospectus) for a prospectus/summary prospectus containing this information. Read it carefully before investing.

This does not constitute a recommendation of any investment strategy or product for a particular investor. Investors should consult a financial professional before making any investment decisions.

Invesco Senior Secured Management, Inc. is an investment adviser; it provides investment advisory services to individuals and institutional clients and does not sell securities. Invesco Distributors, Inc. is the US distributor for Invesco's retail products and private placements. Each entity is an indirect, wholly owned subsidiary of Invesco Ltd.