

# Invesco NASDAQ Next Gen 100 ETF (QQQJ)

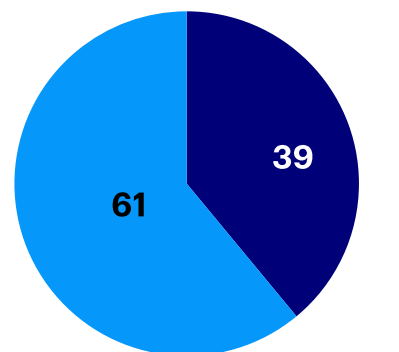
## Investing in tomorrow's leading innovators, today

The NASDAQ Next Gen 100 ETF offers access to the next 100 securities, ex-financials, listed on the NASDAQ Stock Exchange, outside of the Nasdaq-100 Index®. This may help provide diversified exposure to mid-cap companies that are at the forefront of innovation and have strong historical growth rates as well as robust fundamentals.

### Access tomorrow's leading innovators, today

The NASDAQ Next Generation 100 Index provides investors the opportunity to access mid-cap companies at the forefront of innovation.<sup>3</sup>

### Current Nasdaq-100 Index companies (as of December 31, 2023)

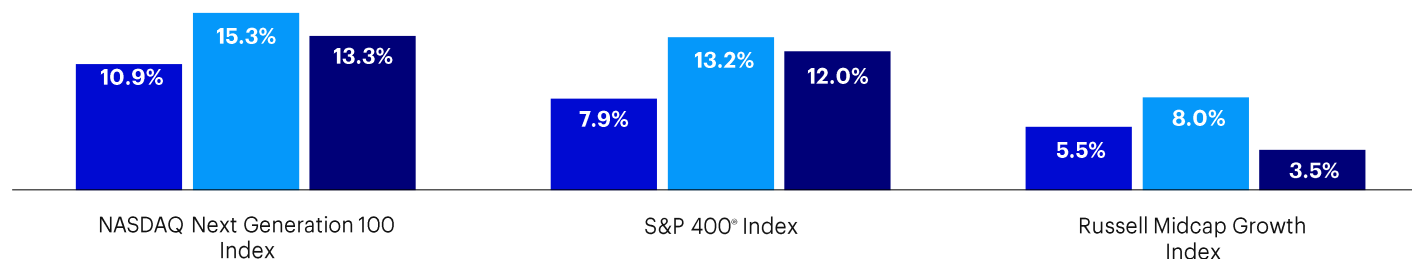


■ NASDAQ Next Generation 100 Index Graduates  
■ Other Nasdaq-100 Members

Since 2010, 74 constituents of the NASDAQ Next Generation 100 Index have "graduated" into the Nasdaq-100.<sup>3</sup>

### Fundamentally sound

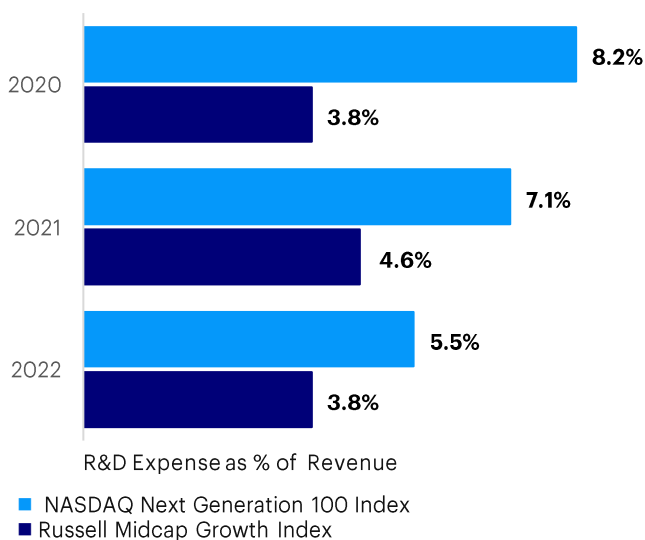
The NASDAQ Next Generation 100 Index provides access to forward-thinking mid-cap companies that have shown strong historical growth rates—resulting in attractive performance against industry benchmarks (10-year compound annual growth rate).<sup>1</sup>



■ Revenue ■ Earnings ■ Dividends<sup>2</sup>

### Committed to innovation through investment

A key measure of a company's commitment to innovation is research and development spending. NASDAQ Next Generation 100 companies continue to reinvest in their own development at a high rate.<sup>3</sup>

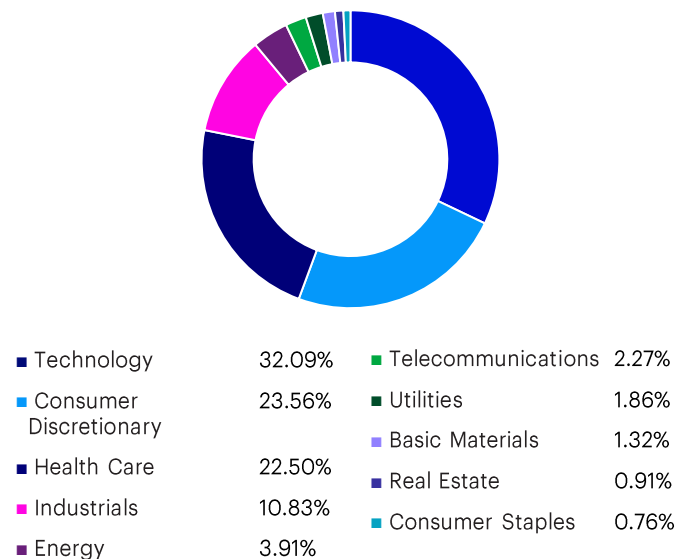


■ NASDAQ Next Generation 100 Index  
■ Russell Midcap Growth Index

Source: Bloomberg L.P., as of December 31, 2012 through December 31, 2022. Most current available data available. Index performance is not illustrative of the fund's performance. An investor cannot invest directly in an index.

### Innovation beyond tech

Technology has historically been known for innovation. However, it reaches much further in today's world. The NASDAQ Next Generation 100 Index provides access to the next 100 companies, ex-financial, listed outside the Nasdaq-100 Index.<sup>4</sup>



# Invesco NASDAQ Next Gen 100 ETF (QQQJ)

Standard performance (%) as of December 31, 2023	1 Year	3 Years	5 Years	10 Years	Since Inception (10/13/20)
ETF - NAV	13.55	-3.63	-	-	1.04
ETF - Market price	13.64	-3.63	-	-	0.96
Nasdaq Next Generation 100 Index	13.70	-3.49	-	-	1.20
S&P MidCap 400 Index	16.44	8.09	12.61	9.27	12.64
Russell Midcap Growth Index	25.87	1.31	13.81	10.56	4.38

Total Expense Ratio: 0.15%

Performance data quoted represents past performance, which is not a guarantee of future results. Investment returns and principal value will fluctuate, and shares, when redeemed, may be worth more or less than their original cost. Current performance may be higher or lower than performance data quoted. See [invesco.com](https://www.invesco.com) to find the most recent month-end performance numbers. Fund performance reflects fee waivers, absent which, performance data quoted would have been lower. Market returns are based on the midpoint of the bid/ask spread at 4:00 p.m. EST and do not represent the returns an investor would receive if shares were traded at other times. Index returns do not reflect fund returns. An investor cannot invest directly in an index.

### About Risk:

There are risks involved with investing in ETFs, including possible loss of money. Shares are not actively managed and are subject to risks similar to those of stocks, including those regarding short-selling and margin maintenance requirements. Ordinary brokerage commissions apply. The fund's return may not match the return of the Underlying Index. The fund is subject to certain other risks. Please see the current prospectus for more information regarding the risk associated with an investment in the fund.

Investments focused in a particular sector, such as information technology, are subject to greater risk, and are more greatly impacted by market volatility, than more diversified investments.

The fund is non-diversified and may experience greater volatility than a more diversified investment.

Stocks of medium-sized companies tend to be more vulnerable to adverse developments, may be more volatile, and may be illiquid or restricted as to resale.

The risks of investing in securities of foreign issuers can include fluctuations in foreign currencies, political and economic instability, and foreign taxation issues.

1. Source: Nasdaq as of 12/31/22. Compound annual growth rate (CAGR) represents the rate at which an investment would have grown if it had grown at the same rate every year and the profits were reinvested at the end of each year. CAGR is not a true rate of return and is not influenced by interest rate changes or the volatility the investment might experience over the period.
2. Common stocks do not assure dividend payments and the amount of a dividend, if any, may vary over time. There can be no guarantee or assurance that companies will declare dividends in the future of that if declared, they will remain at current levels or increase overtime.
3. Source: Nasdaq and Bloomberg L.P., as of 12/31/23.
4. Source: Invesco as of 12/31/23.

The Nasdaq-100 Index includes 100 of the largest domestic and international non-financial companies listed on the Nasdaq. An investment cannot be made into an index.

The NASDAQ Next Generation 100 Index includes securities of the next generation of Nasdaq-listed non-financial companies; that is, the largest 100 Nasdaq-listed companies outside of the Nasdaq-100 Index®. The S&P 400 Index is comprised of 400 companies selected as broadly representative of companies with midrange market capitalization (market valuation of between \$200 million and \$5 billion).

The Russell Midcap Growth Index is a market capitalization-weighted index comprised of 800 publicly traded US companies with market caps of between \$2 billion and \$10 billion.

The Invesco NASDAQ Next Gen 100 ETF is not sponsored, endorsed, sold or promoted by the NASDAQ OMX Group, Inc. or its affiliates (NASDAQ OMX, with its affiliates, are referred to as the "Corporations"). The Corporations have no liability in connection with the administration, marketing or trading of the Invesco NASDAQ Next Gen 100 ETF. "NASDAQ®" is a registered trademark and is used under license.

Shares are not individually redeemable and owners of the Shares may acquire those Shares from the fund and tender those Shares for redemption to the fund in Creation Unit aggregations only, typically consisting of 10,000 Shares.

The Index and Fund use the Industry Classification Benchmark ("ICB") classification system which is composed of 11 economic industries: basic materials, consumer discretionary, consumer staples, energy, financials, health care, industrials, real estate, technology, telecommunications and utilities.

**Before investing, investors should carefully read the prospectus and/or summary prospectus and carefully consider the investment objectives, risks, charges and expenses. For this and more complete information about the fund(s), investors should ask their financial professional for a prospectus/summary prospectus or visit [invesco.com/fundprospectus](https://www.invesco.com/fundprospectus).**

This does not constitute a recommendation of any investment strategy or product for a particular investor. Investors should consult a financial professional before making any investment decisions.