



PowerShares DB US Dollar Index Bullish Fund
Statements of Operations (unaudited)

	For the Period January 1, 2013 through January 31, 2013
Income	
Interest Income, net	\$ 27,769
Expenses	
Management fee	418,791
Brokerage commissions and fees	22,919
Total expenses	441,710
Net investment income (loss)	(413,941)
Net Realized and Net Change in Unrealized Gain (Loss) on United States Treasury Obligations and Futures	
Net Realized Gain (Loss) on	
United States Treasury Obligations	5,514
Futures	117,950
Net Realized Gain (Loss)	123,464
Net Change in Unrealized Gain (Loss) on	
United States Treasury Obligations	(18,284)
Futures	(4,732,053)
Net Change in Unrealized Gain (Loss)	(4,750,337)
Net realized and net change in unrealized gain (loss) on United States Treasury Obligations and Futures	(4,626,873)
Net Income (Loss)	\$ (5,040,814)

To the best of the knowledge and belief of the undersigned, the information contained in this report is accurate and complete.



Martin Kremenstein
Chief Executive Officer
DB Commodity Services LLC




Michael Gilligan
Chief Financial Officer
DB Commodity Services LLC

PowerShares DB US Dollar Index Bullish Fund
Unaudited Statement of Changes in Shareholders' Equity
Period From January 1, 2013 to January 31, 2013


	<u>General Shares</u>		<u>Shares</u>		
	<u>Shares</u>	<u>Total Equity (Deficit)</u>	<u>Shares</u>	<u>Total Equity (Deficit)</u>	<u>Total Shareholders' Equity (Deficit)</u>
Balance at January 1, 2013	40	\$ 872	31,600,000	\$ 689,119,184	\$ 689,120,056
Sale of Shares			5,600,000	122,236,074	122,236,074
Redemption of Shares			(8,000,000)	(175,056,042)	(175,056,042)
Net Income (Loss)					
Net investment income (loss)		(1)		(413,940)	(413,941)
Net realized gain (loss) on United States Treasury Obligations and Futures		-		123,464	123,464
Net change in unrealized gain (loss) on United States Treasury Obligations and Futures		(7)		(4,750,330)	(4,750,337)
Net Income (Loss)		(8)		(5,040,806)	(5,040,814)
Balance at January 31, 2013	<u>40</u>	<u>\$ 864</u>	<u>29,200,000</u>	<u>\$ 631,258,410</u>	<u>\$ 631,259,274</u>

Net Asset Value per share

General shares (40 shares)	<u>\$ 21.60</u>
Shares (29,200,000 shares)	<u>\$ 21.62</u>



 Martin Kremenstein
 Chief Executive Officer
 DB Commodity Services LLC



 Michael Gilligan
 Chief Financial Officer
 DB Commodity Services LLC