



**PowerShares DB US Dollar Index Bullish Fund**  
**Statements of Operations (unaudited)**

	<b>For the Period March 1, 2013 through March 31, 2013</b>	<b>Year to Date</b>
<b>Income</b>		
Interest Income, net	\$ 33,496	\$ 84,621
<b>Expenses</b>		
Management fee	424,760	1,206,154
Brokerage commissions and fees	103,317	130,410
Total expenses	528,077	1,336,564
<b>Net investment income (loss)</b>	(494,581)	(1,251,943)
<b>Net Realized and Net Change in Unrealized Gain (Loss) on United States Treasury Obligations and Futures</b>		
<b>Net Realized Gain (Loss) on</b>		
United States Treasury Obligations	(106)	5,078
Futures	20,598,849	21,104,259
<b>Net Realized Gain (Loss)</b>	20,598,743	21,109,337
<b>Net Change in Unrealized Gain (Loss) on</b>		
United States Treasury Obligations	39,548	4,885
Futures	(13,244,981)	3,124,653
<b>Net Change in Unrealized Gain (Loss)</b>	(13,205,433)	3,129,538
Net realized and net change in unrealized gain (loss) on United States Treasury Obligations and Futures	7,393,310	24,238,875
<b>Net Income (Loss)</b>	<b>\$ 6,898,729</b>	<b>\$ 22,986,932</b>

To the best of the knowledge and belief of the undersigned, the information contained in this report is accurate and complete.

  
 Martin Kremenstein  
 Chief Executive Officer  
 DB Commodity Services LLC


  
 Michael Gilligan  
 Chief Financial Officer  
 DB Commodity Services LLC


**PowerShares DB US Dollar Index Bullish Fund**  
**Unaudited Statement of Changes in Shareholders' Equity**  
**Period From March 1, 2013 to March 31, 2013**

	<u>General Shares</u>		<u>Shares</u>		
	<u>Shares</u>	<u>Total Equity (Deficit)</u>	<u>Shares</u>	<u>Total Equity (Deficit)</u>	<u>Total Shareholders' Equity (Deficit)</u>
<b>Balance at March 1, 2013</b>	40	\$ 895	27,600,000	\$ 617,108,708	\$ 617,109,603
Sale of Shares			7,200,000	162,203,768	162,203,768
Redemption of Shares			(1,800,000)	(40,448,000)	(40,448,000)
Net Income (Loss)					
Net investment income (loss)		(1)		(494,580)	(494,581)
Net realized gain (loss) on United States Treasury Obligations and Futures		27		20,598,716	20,598,743
Net change in unrealized gain (loss) on United States Treasury Obligations and Futures		(17)		(13,205,416)	(13,205,433)
Net Income (Loss)		9		6,898,720	6,898,729
<b>Balance at March 31, 2013</b>	<u>40</u>	<u>\$ 904</u>	<u>33,000,000</u>	<u>\$ 745,763,196</u>	<u>\$ 745,764,100</u>

**Net Asset Value per share**

General shares (40 shares)	<u>\$ 22.60</u>
Shares (33,000,000 shares)	<u>\$ 22.60</u>

  
 Martin Kremenstein  
 Chief Executive Officer  
 DB Commodity Services LLC

  
 Michael Gilligan  
 Chief Financial Officer  
 DB Commodity Services LLC