



Global Dividend Sustainability Portfolio 2022-4

A fundamental unit trust

Trust specifics

Deposit information

Public offering price per unit [†]	\$10.00
Minimum investment (\$250 for IRAs)	\$1,000.00
Deposit date	11/03/22
Termination date	11/04/24
Distribution dates	25th day of each March, June, September and December
Record dates	10th day of each March, June, September and December
Term of trust	24 months
Symbol	IGSBBK
Historical 12 month distributions [†]	\$0.1898

GDST224 Sales charge and CUSIPs

Brokerage

Sales charge³

Deferred sales charge	2.25%
Creation and development fee	0.50%
Total sales charge	2.75%
Last deferred sales charge payment date	08/10/23

CUSIPs

Cash	46150C-22-9
Reinvest	46150C-23-7
Historical 12 month distribution rate [†]	1.89%

Fee-based

Sales charge³

Fee-based sales charge	0.50%
------------------------	-------

CUSIPs

Fee-based cash	46150C-24-5
Fee-based reinvest	46150C-25-2
Historical 12 month distribution rate [†] (fee-based)	1.94%

Investors in fee-based accounts will not be assessed the deferred sales charge for eligible fee-based purchases and must purchase units with a Fee-based CUSIP.

[†] The historical 12 month distributions per unit and each historical 12 month distribution rate of the securities included in the trust are for illustrative purposes only and are not indicative of the trust's actual distributions or distribution rate. The historical 12 month distributions per unit amount is based upon the weighted average of the actual distributions paid by the securities included in the trust over the 12 months preceding the trust's deposit date, and is reduced to account for the effects of fees and expenses which will be incurred when investing in a trust. Each historical 12 month distribution rate is calculated by dividing the historical 12 month distributions amount by the trust's initial \$10 public offering price per unit. There is no guarantee the issuers of the securities included in the trust will declare dividends or distributions in the future. Due to the negative economic impact across many industries caused by the recent COVID-19 outbreak, certain issuers of the securities included in the trust may elect to reduce the amount of, or cancel entirely, dividends and/or distributions paid in the future. As a result, the historical 12 month distributions per unit and each historical 12 month distribution rate will likely be higher, and in some cases significantly higher, than the actual distribution rate achieved by the trust. The distributions paid by the trust, as well as the corresponding rates, may be higher or lower than the figures shown due to certain factors that may include, but are not limited to, a change in the dividends or distributions paid by issuers, actual expenses incurred, currency fluctuations, the sale of trust securities to pay any deferred sales charges, trust fees and expenses, variations in the trust's per unit price, or with the call, maturity or the sale of securities in the trust. Distributions made by certain securities in the trust may include non-ordinary income.

Objective

The Portfolio seeks above average capital appreciation. The Portfolio seeks to achieve its objective by investing in a portfolio of stocks of foreign and domestic companies selected by applying two separate specialized strategies. The Dividend Sustainability Strategy will make up approximately 60% of the initial Portfolio, while the International Dividend Sustainability Strategy will comprise approximately 40%.

Portfolio composition (As of the business day before deposit date)

Communication Services - 4.85%

BCE, Inc.	BCE
Nippon Telegraph and Telephone Corporation - ADR	NTTY
TELUS Corporation	TU

Consumer Discretionary - 10.36%

Lowe's Companies, Inc.	LOW
Magna International, Inc.	MGA
McDonald's Corporation	MCD
Sony Group Corporation - ADR	SONY
Target Corporation	TGT

Consumer Staples - 16.83%

Archer-Daniels-Midland Company	ADM
Coca-Cola Company	KO
Diageo plc - ADR	DEO
Nestle, S.A. - ADR	NSRGY
PepsiCo, Inc.	PEP
Procter & Gamble Company	PG
Unilever plc - ADR	UL
Walmart, Inc.	WMT

Energy - 3.21%

Enbridge, Inc.	ENB
TC Energy Corporation	TRP

Financials - 13.55%

Aflac, Inc.	AFL
Brookfield Asset Management, Inc. - CLA	BAM
Chubb, Ltd.	CB
Royal Bank of Canada	RY
S&P Global, Inc.	SPGI
Toronto-Dominion Bank	TD

Health Care - 16.02%

Abbott Laboratories	ABT
AbbVie, Inc.	ABBV

Johnson & Johnson	JNJ
Medtronic plc	MDT
Novartis AG - ADR	NVS
Novo Nordisk A/S - ADR	NVO
Roche Holding AG - ADR	RHHBY
Sanofi - ADR	SNY

Industrials - 11.89%

BAE Systems plc - ADR	BAESY
Canadian National Railway Company	CNI
Cintas Corporation	CTAS
Emerson Electric Company	EMR
General Dynamics Corporation	GD
RELX plc - ADR	RELX

Information Technology - 9.74%

Accenture plc - CL A	ACN
Automatic Data Processing, Inc.	ADP
Roper Technologies, Inc.	ROP
SAP SE - ADR	SAP
TE Connectivity, Ltd.	TEL

Materials - 8.75%

Air Products and Chemicals, Inc.	APD
Ecolab, Inc.	ECL
Linde plc	LIN

Real Estate - 2.41%

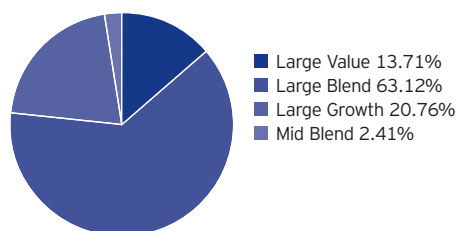
Federal Realty Investment Trust	FRT
---------------------------------	-----

Utilities - 2.39%

NextEra Energy, Inc.	NEE
----------------------	-----

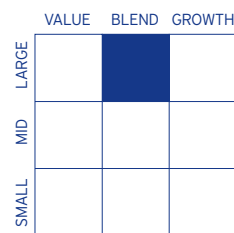
Style breakdown

(As of the business day before deposit date)



Source: Morningstar, Inc.

Equity style analysis



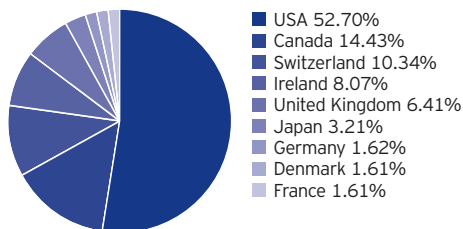
The style characteristics of the Portfolio are determined as of the initial date of deposit. For a complete description of these characteristics refer to the following page.

See page 2 for the footnotes on trust specifics.

Not a Deposit Not FDIC Insured Not Guaranteed by the Bank May Lose Value
Not Insured by any Federal Government Agency

Country breakdown

(As of the business day before deposit date)



About risk

There is no assurance the trust will achieve its investment objective. An investment in this unit investment trust is subject to market risk, which is the possibility that the market values of securities owned by the trust will decline and that the value of trust units may therefore be less than what you paid for them. Recently, an outbreak of a respiratory disease caused by a novel coronavirus, COVID-19, has spread globally in a short period of time, resulting in the disruption of, and delays in, production and supply chains and the delivery of healthcare services and processes, as well as the cancellation of organized events and educational institutions, quarantines, a decline in consumer demand for certain goods and services, and general concern and uncertainty. COVID-19 and its effects have contributed to increased volatility in global markets, severe losses, liquidity constraints, and lowered yields. The duration of such effects cannot yet be determined but could be present for an extended period of time and may adversely affect the value of your Units. This trust is unmanaged and its portfolio is not intended to change during the trust's life except in limited circumstances. Accordingly, you can lose money investing in this trust. The trust should be considered as part of a long-term investment strategy and you should consider your ability to pursue it by investing in successive trusts, if available. You will realize tax consequences associated with investing from one series to the next.

Common stocks do not assure dividend payments. Dividends are paid only when declared by an issuer's board of directors and the amount of any dividend may vary over time. There can be no guarantee or assurance that companies will declare dividends in the future or that if declared, they will remain at current levels or increase over time.

The financial condition of an issuer may worsen or its credit ratings may drop, resulting in a reduction in the value of your Units. This may occur at any point in time, including during the initial offering period.

You could experience dilution of your investment if the size of the Portfolio is increased as Units are sold. There is no assurance that your investment will maintain its proportionate share in the Portfolio's profits and losses.

Investing in foreign securities involves certain risks not typically associated with investing solely in the United States. This may magnify volatility due to changes in foreign exchange rates, the political and economic uncertainties in foreign countries, and the potential lack of liquidity, government supervision and regulation.

Value, blend and growth are types of investment styles. Growth investing generally seeks stocks that offer the potential for greater-than-average earnings growth, and may entail greater risk than value or blend investing. Value investing generally seeks stocks that may be sound investments but are temporarily out of favor in the marketplace, and may entail less risk than growth investing. A blend investment combines the two styles.

1 Including sales charges. As of deposit date.

2 Represents the value of 100 units on the deposit date. The value of the minimum investment amount of 100 units may be greater or less than \$1,000.00 following the deposit date.

3 Assuming a public offering price of \$10 per unit. There is no initial sales charge if the public offering price per unit is \$10 or less. If the public offering price per unit exceeds \$10, an initial sales charge is paid at the time of purchase. The per unit amount of the initial sales charge is 2.75% of the dollar amount that the public offering price per unit exceeds \$10.

Before investing, investors should carefully read the prospectus and consider the investment objectives, risks, charges and expenses. For this and more complete information about the trust(s), investors should ask their financial professional(s) for a prospectus or download one at [invesco.com/uit](https://www.invesco.com/uit).

This does not constitute a recommendation of any investment strategy or product for a particular investor. Investors should consult a financial professional before making any investment decisions.

Invesco's history of offering unit investment trusts began with the acquisition of the sponsor by Invesco Ltd. in June 2010. Invesco unit investment trusts are distributed by the Sponsor, Invesco Capital Markets, Inc. and broker dealers including Invesco Distributors, Inc. Both firms are indirect, wholly owned subsidiaries of Invesco Ltd.

The Portfolio is based in part on an S&P Index, but is not sponsored, endorsed, marketed or promoted by S&P Dow Jones Indices LLC or its affiliates or its third party licensors (collectively, "S&P Dow Jones Indices"). S&P® is a registered trademark of Standard & Poor's Financial Services LLC ("SPFS"), and Dow Jones® is a registered trademark of Dow Jones Trademark Holdings LLC ("Dow Jones") and have been licensed for use.