


**PowerShares DB Agriculture Fund (DBA)**  
**Unaudited Statement of Changes in Shareholders' Equity**  
**Period From August 1, 2015 to August 31, 2015**

	General Shares		Shares		Total Shareholders' Equity (Deficit)
	Shares	Total Equity (Deficit)	Shares	Total Equity (Deficit)	
Balance at August 1, 2015	40	\$ 859	41,400,000	\$ 889,515,759	\$ 889,516,618
Sale of Shares			-	-	-
Redemption of Shares			(1,600,000)	(33,673,405)	(33,673,405)
Net Income (Loss)					
Net investment income (loss)		(1)		(670,145)	(670,146)
Net realized gain (loss) on United States Treasury Obligations and Futures		(10)		(10,128,769)	(10,128,779)
Net change in unrealized gain (loss) on United States Treasury Obligations and Futures		(13)		(14,000,861)	(14,000,874)
Net Income (Loss)		(24)		(24,799,775)	(24,799,799)
Balance at August 31, 2015	40	\$ 835	39,800,000	\$ 831,042,579	\$ 831,043,414

Net Asset Value per share	
General shares (40 shares)	<u>\$ 20.88</u>
Shares (39,800,000 shares)	<u>\$ 20.88</u>


  
 \_\_\_\_\_  
 Steven Hill  
 Principal Financial and Accounting Officer, Investment Pools  
 Invesco Powershares Capital Management LLC


  
 \_\_\_\_\_  
 Andrew Schlossberg  
 Principal Executive Officer  
 Invesco Powershares Capital Management LLC

**PowerShares DB Agriculture Fund (DBA)**  
**Statements of Operations (unaudited)**

	For the Period August 1, 2015 through August 31, 2015	Year to Date
<b>Income</b>		
Interest Income, net	\$ 13,299	\$ 112,481
<b>Expenses</b>		
Management fee	626,765	5,051,648
Brokerage commissions and fees	56,680	449,273
Total expenses	683,445	5,500,921
Net investment income (loss)	(670,146)	(5,388,440)
<b>Net Realized and Net Change in Unrealized Gain (Loss) on United States Treasury Obligations and Futures</b>		
<b>Net Realized Gain (Loss) on</b>		
United States Treasury Obligations	24	2,324
Futures	(10,128,803)	(152,310,321)
Net Realized Gain (Loss)	(10,128,779)	(152,307,997)
<b>Net Change in Unrealized Gain (Loss) on</b>		
United States Treasury Obligations	55,367	20,220
Futures	(14,056,241)	(1,132,955)
Net Change in Unrealized Gain (Loss)	(14,000,874)	(1,112,735)
Net realized and net change in unrealized gain (loss) on United States Treasury Obligations and Futures	(24,129,653)	(153,420,732)
<b>Net Income (Loss)</b>	<b>\$ (24,799,799)</b>	<b>\$ (158,809,172)</b>

To the best of the knowledge and belief of the undersigned, the information contained in this report is accurate and complete.

  
 Steven Hill  
 Principal Financial and Accounting Officer, Investment Pools  
 Invesco Powershares Capital Management LLC

  
 Andrew Schlossberg  
 Principal Executive Officer  
 Invesco Powershares Capital Management LLC