



PowerShares DB Commodity Index Tracking Fund
Statements of Operations (unaudited)

	For the Period October 1, 2012 through October 31, 2012	Year to Date
Income		
Interest Income, net	\$ 468,105	\$ 3,154,150
Expenses		
Management fee	4,774,608	43,600,225
Brokerage commissions and fees	40,375	1,028,449
Total expenses	4,814,983	44,628,674
Net investment income (loss)	<u>(4,346,878)</u>	<u>(41,474,524)</u>
Net Realized and Net Change in Unrealized Gain (Loss) on United States Treasury Obligations and Futures		
Net Realized Gain (Loss) on		
United States Treasury Obligations	-	16,347
Futures	55,197,161	(392,938,933)
Net Realized Gain (Loss)	<u>55,197,161</u>	<u>(392,922,586)</u>
Net Change in Unrealized Gain (Loss) on		
United States Treasury Obligations	(103,752)	52,918
Futures	(316,143,393)	551,439,607
Net Change in Unrealized Gain (Loss)	<u>(316,247,145)</u>	<u>551,492,525</u>
Net realized and net change in unrealized gain (loss) on United States Treasury Obligations and Futures	<u>(261,049,984)</u>	<u>158,569,939</u>
Net Income (Loss)	<u>\$ (265,396,862)</u>	<u>\$ 117,095,415</u>

To the best of the knowledge and belief of the undersigned, the information contained in this report is accurate and complete.



 Martin Kremenstein
 Chief Executive Officer
 DB Commodity Services LLC




 Michael Gilligan
 Chief Financial Officer
 DB Commodity Services LLC


PowerShares DB Commodity Index Tracking Fund
Unaudited Statement of Changes in Shareholders' Equity
Period From October 1, 2012 to October 31, 2012

	General Shares			Shares					
	Shares	Paid in Capital	Accumulated Earnings (Deficit)	Total Equity (Deficit)	Shares	Paid in Capital	Accumulated Earnings (Deficit)	Total Equity (Deficit)	Total Shareholders' Equity (Deficit)
Balance at October 1, 2012	40	\$ 1,000	\$ 150	\$ 1,150	233,400,000	\$ 5,729,954,564	\$ 977,392,132	\$ 6,707,346,696	\$ 6,707,347,846
Sale of Shares					3,000,000	84,497,473		84,497,473	84,497,473
Net Income (Loss)									
Net investment income (loss)			(1)	(1)			(4,346,877)	(4,346,877)	(4,346,878)
Net realized gain (loss) on United States Treasury Obligations and Futures			10	10			55,197,151	55,197,151	55,197,161
Net change in unrealized gain (loss) on United States Treasury Obligations and Futures			(54)	(54)			(316,247,091)	(316,247,091)	(316,247,145)
Net Income (Loss)			(45)	(45)			(265,396,817)	(265,396,817)	(265,396,862)
Balance at October 31, 2012	<u>40</u>	<u>\$ 1,000</u>	<u>\$ 105</u>	<u>\$ 1,105</u>	<u>236,400,000</u>	<u>\$ 5,814,452,037</u>	<u>\$ 711,995,315</u>	<u>\$ 6,526,447,352</u>	<u>\$ 6,526,448,457</u>

Net Asset Value per share

General shares (40 shares)	<u>\$ 27.63</u>
Shares (236,400,000 shares)	<u>\$ 27.61</u>


 Martin Kremenstein
 Chief Executive Officer
 DB Commodity Services LLC


 Michael Gilligan
 Chief Financial Officer
 DB Commodity Services LLC