



PowerShares DB Oil Fund
Statements of Operations (unaudited)

	For the Period October 1, 2013 through October 31, 2013	Year to Date
Income		
Interest Income, net	\$ 6,122	\$ 247,352
Expenses		
Management fee	220,105	2,922,157
Brokerage commissions and fees	5,739	93,849
Total expenses	225,844	3,016,006
Net investment income (loss)	(219,722)	(2,768,654)
Net Realized and Net Change in Unrealized Gain (Loss) on United States Treasury Obligations and Futures		
Net Realized Gain (Loss) on		
United States Treasury Obligations	542	16,828
Futures	1,482,040	65,842,680
Net Realized Gain (Loss)	1,482,582	65,859,508
Net Change in Unrealized Gain (Loss) on		
United States Treasury Obligations	(11,701)	(60,732)
Futures	(5,263,420)	(42,272,800)
Net Change in Unrealized Gain (Loss)	(5,275,121)	(42,333,532)
Net realized and net change in unrealized gain (loss) on United States Treasury Obligations and Futures	(3,792,539)	23,525,976
Net Income (Loss)	\$ (4,012,261)	\$ 20,757,322

To the best of the knowledge and belief of the undersigned, the information contained in this report is accurate and complete.


 Martin Kremenstein
 Chief Executive Officer
 DB Commodity Services LLC



 Michael Gilligan
 Chief Financial Officer
 DB Commodity Services LLC

PowerShares DB Oil Fund
Unaudited Statement of Changes in Shareholders' Equity
Period From October 1, 2013 to October 31, 2013

	<u>General Shares</u>		<u>Shares</u>		<u>Total</u>
	<u>Shares</u>	<u>Total Equity (Deficit)</u>	<u>Shares</u>	<u>Total Equity (Deficit)</u>	<u>Shareholders' Equity (Deficit)</u>
Balance at October 1, 2013	40	\$ 1,100	13,000,000	\$ 357,442,080	\$ 357,443,180
Sale of Shares			-	-	-
Redemption of Shares			(800,000)	(22,306,646)	(22,306,646)
Net Income (Loss)					
Net investment income (loss)		(1)		(219,721)	(219,722)
Net realized gain (loss) on United States Treasury Obligations and Futures		5		1,482,577	1,482,582
Net change in unrealized gain (loss) on United States Treasury Obligations and Futures		(19)		(5,275,102)	(5,275,121)
Net Income (Loss)		(15)		(4,012,246)	(4,012,261)
Balance at October 31, 2013	40	\$ 1,085	12,200,000	\$ 331,123,188	\$ 331,124,273

Net Asset Value per share

General shares (40 shares)	\$ 27.13
Shares (12,200,000 shares)	\$ 27.14


 Martin Kremenstein
 Chief Executive Officer
 DB Commodity Services LLC



Michael Gilligan
 Chief Financial Officer
 DB Commodity Services LLC