



PowerShares DB Precious Metals Fund (DBP)
Unaudited Statement of Changes in Shareholders' Equity
Period From March 1, 2015 to March 31, 2015

	General Shares		Shares		
	Shares	Total Equity (Deficit)	Shares	Total Equity (Deficit)	Total Shareholders' Equity (Deficit)
Balance at March 1, 2015	40	\$ 1.508	4,200,000	\$ 158,342.102	\$ 158,343.610
Sale of Shares			-	-	-
Redemption of Shares			(600,000)	(22,418.994)	(22,418.994)
Net Income (Loss)					
Net investment income (loss)		(1)		(86.890)	(86.891)
Net realized gain (loss) on United States Treasury Obligations and Futures		(72)		(6,915.215)	(6,915.287)
Net change in unrealized gain (loss) on United States Treasury Obligations and Futures		42		4,032.265	4,032.307
Net Income (Loss)		(31)		(2,969,840)	(2,969,871)
Balance at March 31, 2015	40	\$ 1.477	3,600,000	\$ 132,953,268	\$ 132,954,745

Net Asset Value per share

General shares (40 shares)	\$ 36.93
Shares (3,600,000 shares)	\$ 36.93


 Steven Hill
 Principal Financial and Accounting Officer, Investment Pools
 Invesco Powershares Capital Management LLC


 Andrew Schlossberg
 Principal Executive Officer
 Invesco Powershares Capital Management LLC


PowerShares DB Precious Metals Fund (DBP)
Statements of Operations (unaudited)

	For the Period March 1, 2015 through March 31, 2015	Year to Date
Income		
Interest Income, net	\$ 2,623	\$ 8,431
Expenses		
Management fee	86,071	287,089
Brokerage commissions and fees	3,443	5,651
Total expenses	89,514	292,740
Net investment income (loss)	(86,891)	(284,309)
Net Realized and Net Change in Unrealized Gain (Loss) on United States Treasury Obligations and Futures		
Net Realized Gain (Loss) on		
United States Treasury Obligations	594	722
Futures	(6,915,881)	(7,169,596)
Net Realized Gain (Loss)	(6,915,287)	(7,168,874)
Net Change in Unrealized Gain (Loss) on		
United States Treasury Obligations	(1,216)	1,183
Futures	4,033,523	9,434,383
Net Change in Unrealized Gain (Loss)	4,032,307	9,435,566
Net realized and net change in unrealized gain (loss) on United States Treasury Obligations and Futures	(2,882,980)	2,266,692
Net Income (Loss)	\$ (2,969,871)	\$ 1,982,383

To the best of the knowledge and belief of the undersigned, the information contained in this report is accurate and complete.



Steven Hill
Principal Financial and Accounting Officer, Investment Pools
Invesco Powershares Capital Management LLC



Andrew Schlossberg
Principal Executive Officer
Invesco Powershares Capital Management LLC