



ESG Opportunity Portfolio 2023-1

A fundamental unit trust

Trust specifics

Deposit information

Public offering price per unit [†]	\$10.00
Minimum investment (\$250 for IRAs) ²	\$1,000.00
Deposit date	12/08/22
Termination date	03/11/24
Distribution dates	25th day of each April, July and October
Record dates	10th day of each April, July and October
Term of trust	15 months
Symbol	IESBBL
Historical 12 month distributions [†]	\$0.1053

ESG0231 Sales charge and CUSIPs

Brokerage

Sales charge³

Deferred sales charge	1.35%
Creation and development fee	0.50%
Total sales charge	1.85%
Last deferred sales charge payment date	09/10/23

CUSIPs

Cash	46149A-30-0
Reinvest	46149A-31-8
Historical 12 month distribution rate [†]	1.05%

Fee-based

Sales charge³

Fee-based sales charge	0.50%
------------------------	-------

CUSIPs

Fee-based cash	46149A-32-6
Fee-based reinvest	46149A-33-4

Historical 12 month distribution rate [†] (fee-based)	1.07%
--	-------

Investors in fee-based accounts will not be assessed the deferred sales charge for eligible fee-based purchases and must purchase units with a Fee-based CUSIP.

[†] The historical 12 month distributions per unit and each historical 12 month distribution rate of the securities included in the trust are for illustrative purposes only and are not indicative of the trust's actual distributions or distribution rate. The historical 12 month distributions per unit amount is based upon the weighted average of the actual distributions paid by the securities included in the trust over the 12 months preceding the trust's deposit date, and is reduced to account for the effects of fees and expenses which will be incurred when investing in a trust. Each historical 12 month distribution rate is calculated by dividing the historical 12 month distributions amount by the trust's initial \$10 public offering price per unit. There is no guarantee the issuers of the securities included in the trust will declare dividends or distributions in the future. Due to the negative economic impact across many industries caused by the recent COVID-19 outbreak, certain issuers of the securities included in the trust may elect to reduce the amount of, or cancel entirely, dividends and/or distributions paid in the future. As a result, the historical 12 month distributions per unit and each historical 12 month distribution rate will likely be higher, and in some cases significantly higher, than the actual distribution rate achieved by the trust. The distributions paid by the trust, as well as the corresponding rates, may be higher or lower than the figures shown due to certain factors that may include, but are not limited to, a change in the dividends or distributions paid by issuers, actual expenses incurred, currency fluctuations, the sale of trust securities to pay any deferred sales charges, trust fees and expenses, variations in the trust's per unit price, or with the call, maturity or the sale of securities in the trust. Distributions made by certain securities in the trust may include non-ordinary income.

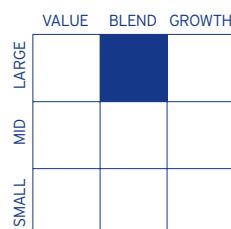
Objective

The Portfolio seeks to provide the potential for capital appreciation and current income. The Portfolio seeks to achieve its objective by investing in common stocks of companies across a range of sectors and industries demonstrating highly favorable Environmental, Social, and Governance ("ESG") practices.

Portfolio composition (As of the business day before deposit date)

Communication Services		
Electronic Arts, Inc.	EA	Thermo Fisher Scientific, Inc.
T-Mobile US, Inc.	TMUS	TMO
Walt Disney Company	DIS	UnitedHealth Group, Inc.
		UNH
Consumer Discretionary		Industrials
AutoZone, Inc.	AZO	Johnson Controls International plc
Home Depot, Inc.	HD	JCI
McDonald's Corporation	MCD	Waste Management, Inc.
Target Corporation	TGT	WM
Consumer Staples		Information Technology
Colgate-Palmolive Company	CL	Adobe, Inc.
PepsiCo, Inc.	PEP	ADBE
		Apple, Inc.
Energy		AAPL
Marathon Petroleum Corporation	MPC	Applied Materials, Inc.
		AMAT
Financials		Keysight Technologies, Inc.
Bank of America Corporation	BAC	KEYS
MetLife, Inc.	MET	Microsoft Corporation
Morgan Stanley	MS	MSFT
Health Care		NVIDIA Corporation
Abbott Laboratories	ABT	NVDA
Intuitive Surgical, Inc.	ISRG	Synopsys, Inc.
		SNPS
		Visa, Inc. - CL A
		V
		Materials
		Linde plc
		LIN
		Real Estate
		American Tower Corporation
		AMT
		Utilities
		Exelon Corporation
		EXC

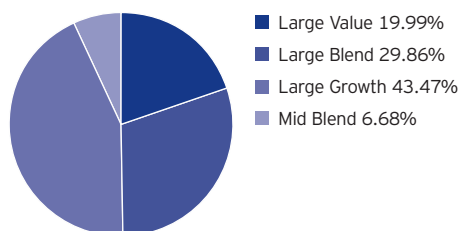
Equity style analysis



The style characteristics of the Portfolio are determined as of the initial date of deposit. For a complete description of these characteristics refer to the following page.

Style breakdown

(As of the business day before deposit date)

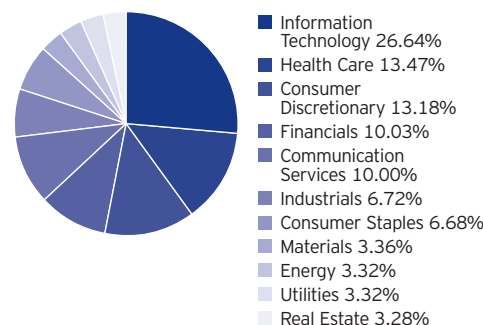


Source: Morningstar, Inc.

See page 2 for the footnotes on trust specifics.

Sector breakdown

(As of the business day before deposit date)



ESG Opportunity Portfolio – Selection Process



About risk

There is no assurance the trust will achieve its investment objective. An investment in this unit investment trust is subject to market risk, which is the possibility that the market values of securities owned by the trust will decline and that the value of trust units may therefore be less than what you paid for them. Recently, an outbreak of a respiratory disease caused by a novel coronavirus, COVID-19, has spread globally in a short period of time, resulting in the disruption of, and delays in, production and supply chains and the delivery of healthcare services and processes, as well as the cancellation of organized events and educational institutions, quarantines, a decline in consumer demand for certain goods and services, and general concern and uncertainty. COVID-19 and its effects have contributed to increased volatility in global markets, severe losses, liquidity constraints, and lowered yields. The duration of such effects cannot yet be determined but could be present for an extended period of time and may adversely affect the value of your Units. This trust is unmanaged and its portfolio is not intended to change during the trust's life except in limited circumstances. Accordingly, you can lose money investing in this trust. The trust should be considered as part of a long-term investment strategy and you should consider your ability to pursue it by investing in successive trusts, if available. You will realize tax consequences associated with investing from one series to the next.

Common stocks do not assure dividend payments. Dividends are paid only when declared by an issuer's board of directors and the amount of any dividend may vary over time. There can be no guarantee or assurance that companies will declare dividends in the future or that if declared, they will remain at current levels or increase over time.

The financial condition of an issuer may worsen or its credit ratings may drop, resulting in a reduction in the value of your Units. This may occur at any point in time, including during the initial offering period.

You could experience dilution of your investment if the size of the Portfolio is increased as Units are sold. There is no assurance that your investment will maintain its proportionate share in the Portfolio's profits and losses.

The Portfolio invests in securities of companies demonstrating favorable ESG practices. The securities of companies with favorable ESG practices may underperform the stock market as a whole. As a result, the Portfolio may underperform other investment products that do not screen companies based on ESG practices. The criteria used to select companies for investment may result in the Portfolio investing in securities, industries, or sectors that underperform the market as a whole. Further, the ESG practices used by the Sponsor to evaluate a company's ESG profile may incorporate different data and methodologies as compared to other investment products. As a result, the Portfolio's investments may differ from, and potentially underperform, other investment products that incorporate ESG data from other sources or utilize other methodologies.

The ESG practices considered by the Sponsor may change over time and one or more ESG practices may not be relevant with respect to all issuers eligible for investment. There may be situations where the Sponsor will select for the Portfolio a security of a company that has been identified by the Sponsor as having involvement in potentially harmful ESG practices. This may arise for certain companies whose activities or operations, typically due to a legacy business mix, have created poor environmental or social outcomes, but are investing and positively adapting to future needs (for example, this may include energy companies that are preparing for a transition to a lower carbon world). Similarly, in some instances, the Sponsor may select for the Portfolio a security of a company where the Sponsor has determined that prevailing ESG information and data have not fully captured positive environmental or social-related initiatives of the company. Companies selected for the Portfolio may not have applied favorable ESG practices in the past and there is no guarantee that the companies will continue to apply favorable ESG practices over the life of the Portfolio.

The Portfolio is concentrated in securities issued by companies in the information technology industry. The information technology industry faces risks related to rapidly changing technology, rapid product obsolescence, cyclical market patterns, evolving industry standards and frequent new product introductions. Negative developments in this industry will affect the value of your investment more than would be the case for a more diversified investment.

Value, blend and growth are types of investment styles. Growth investing generally seeks stocks that offer the potential for greater-than-average earnings growth, and may entail greater risk than value or blend investing. Value investing generally seeks stocks that may be sound investments but are temporarily out of favor in the marketplace, and may entail less risk than growth investing. A blend investment combines the two styles.

1 Including sales charges. As of deposit date.

2 Represents the value of 100 units on the deposit date. The value of the minimum investment amount of 100 units may be greater or less than \$1,000.00 following the deposit date.

3 Assuming a public offering price of \$10 per unit. There is no initial sales charge if the public offering price per unit is \$10 or less. If the public offering price per unit exceeds \$10, an initial sales charge is paid at the time of purchase. The per unit amount of the initial sales charge is 1.85% of the dollar amount that the public offering price per unit exceeds \$10.

Before investing, investors should carefully read the prospectus and consider the investment objectives, risks, charges and expenses. For this and more complete information about the trust(s), investors should ask their financial professional(s) for a prospectus or download one at [invesco.com/uit](https://www.invesco.com/uit).

This does not constitute a recommendation of any investment strategy or product for a particular investor. Investors should consult a financial professional before making any investment decisions.

Invesco unit investment trusts are distributed by the Sponsor, Invesco Capital Markets, Inc. and broker dealers including Invesco Distributors, Inc. Both firms are indirect, wholly owned subsidiaries of Invesco Ltd.