



PowerShares DB Energy Fund
Unaudited Statement of Changes in Shareholders' Equity
Period From January 1, 2015 to January 31, 2015

	General Shares		Shares		Total Shareholders' Equity (Deficit)
	Shares	Total Equity (Deficit)	Shares	Total Equity (Deficit)	
Balance at January 1, 2015	40	\$ 685	8,200,000	\$ 140,437,650	\$ 140,438,335
Sale of Shares			600,000	9,579,045	9,579,045
Redemption of Shares					
Net Income (Loss)					
Net investment income (loss)		-		(89,072)	(89,072)
Net realized gain (loss) on United States Treasury Obligations and Futures		(50)		(10,283,869)	(10,283,919)
Net change in unrealized gain (loss) on United States Treasury Obligations and Futures		-		59,790	59,790
Net Income (Loss)		(50)		(10,313,151)	(10,313,201)
Balance at January 31, 2015	40	\$ 635	8,800,000	\$ 139,703,544	\$ 139,704,179

Net Asset Value per share	
General shares (40 shares)	\$ 15.88
Shares (8,800,000 shares)	\$ 15.88



Steven Hill
Principal Financial and Accounting Officer, Investment Pools
Invesco Powershares Capital Management LLC


Andrew Schlossberg
Principal Executive Officer
Invesco Powershares Capital Management LLC

PowerShares DB Energy Fund
Statements of Operations (unaudited)

	For the Period January 1, 2015 through January 31, 2015	Year to Date
Income		
Interest Income, net	\$ 2,946	\$ 2,946
Expenses		
Management fee	85,594	85,594
Brokerage commissions and fees	6,424	6,424
Total expenses	92,018	92,018
Net investment income (loss)	(89,072)	(89,072)
Net Realized and Net Change in Unrealized Gain (Loss) on United States Treasury Obligations and Futures		
Net Realized Gain (Loss) on		
United States Treasury Obligations	405	405
Futures	(10,284,324)	(10,284,324)
Net Realized Gain (Loss)	(10,283,919)	(10,283,919)
Net Change in Unrealized Gain (Loss) on		
United States Treasury Obligations	(134)	(134)
Futures	59,924	59,924
Net Change in Unrealized Gain (Loss)	59,790	59,790
Net realized and net change in unrealized gain (loss) on United States Treasury Obligations and Futures	(10,224,129)	(10,224,129)
Net Income (Loss)	\$ (10,313,201)	\$ (10,313,201)

To the best of the knowledge and belief of the undersigned, the information contained in this report is accurate and complete.



Steven Hill
Principal Financial and Accounting Officer, Investment Pools
Invesco Powershares Capital Management LLC



Andrew Schlossberg
Principal Executive Officer
Invesco Powershares Capital Management LLC