



PowerShares DB Commodity Index Tracking Fund
Statements of Operations (unaudited)

	For the Period	
	March 1, 2013	
	through	
	March 31, 2013	Year to Date
Income		
Interest Income, net	\$ 448,650	\$ 1,283,133
Expenses		
Management fee	4,910,002	14,386,307
Brokerage commissions and fees	122,117	292,005
Total expenses	5,032,119	14,678,312
Net investment income (loss)	(4,583,469)	(13,395,179)
Net Realized and Net Change in Unrealized Gain (Loss) on United States Treasury Obligations and Futures		
Net Realized Gain (Loss) on		
United States Treasury Obligations	(592)	(120)
Futures	(65,785,909)	15,731,107
Net Realized Gain (Loss)	(65,786,501)	15,730,987
Net Change in Unrealized Gain (Loss) on		
United States Treasury Obligations	249,678	(116,556)
Futures	115,758,311	(103,327,228)
Net Change in Unrealized Gain (Loss)	116,007,989	(103,443,784)
Net realized and net change in unrealized gain (loss) on United States Treasury Obligations and Futures	50,221,488	(87,712,797)
Net Income (Loss)	\$ 45,638,019	\$ (101,107,976)

To the best of the knowledge and belief of the undersigned, the information contained in this report is accurate and complete.



 Martin Kremenstein
 Chief Executive Officer
 DB Commodity Services LLC



 Michael Gilligan
 Chief Financial Officer
 DB Commodity Services LLC


PowerShares DB Commodity Index Tracking Fund
Unaudited Statement of Changes in Shareholders' Equity
Period From March 1, 2013 to March 31, 2013

	General Shares		Shares		Total Shareholders' Equity (Deficit)
	Shares	Total Equity (Deficit)	Shares	Total Equity (Deficit)	
Balance at March 1, 2013	40	\$ 1,085	251,600,000	\$ 6,829,266,986	\$ 6,829,268,071
Sale of Shares			400,000	10,760,352	10,760,352
Redemption of Shares			(3,400,000)	(92,472,132)	(92,472,132)
Net Income (Loss)					
Net investment income (loss)		(1)		(4,583,468)	(4,583,469)
Net realized gain (loss) on United States Treasury Obligations and Futures		(11)		(65,786,490)	(65,786,501)
Net change in unrealized gain (loss) on United States Treasury Obligations and Futures		20		116,007,969	116,007,989
Net Income (Loss)		8		45,638,011	45,638,019
Balance at March 31, 2013	<u>40</u>	<u>\$ 1,093</u>	<u>248,600,000</u>	<u>\$ 6,793,193,217</u>	<u>\$ 6,793,194,310</u>

Net Asset Value per share
General shares (40 shares) \$ 27.33
Shares (248,600,000 shares) \$ 27.33



Martin Kremenstein
Chief Executive Officer
DB Commodity Services LLC



Michael Gilligan
Chief Financial Officer
DB Commodity Services LLC