



PowerShares DB US Dollar Index Bullish Fund
Statements of Operations (unaudited)

	For the Period March 1, 2014 through March 31, 2014	Year to Date
Income		
Interest Income, net	\$ 35,403	\$ 109,812
Expenses		
Management fee	436,466	1,285,216
Brokerage commissions and fees	102,098	112,681
Total expenses	538,564	1,397,897
Net investment income (loss)	(503,161)	(1,288,085)
Net Realized and Net Change in Unrealized Gain (Loss) on United States Treasury Obligations and Futures		
Net Realized Gain (Loss) on		
United States Treasury Obligations	1,406	3,924
Futures	(6,115,076)	(5,944,427)
Net Realized Gain (Loss)	(6,113,670)	(5,940,503)
Net Change in Unrealized Gain (Loss) on		
United States Treasury Obligations	16,981	18,737
Futures	9,642,364	4,611,784
Net Change in Unrealized Gain (Loss)	9,659,345	4,630,521
Net realized and net change in unrealized gain (loss) on United States Treasury Obligations and Futures	3,545,675	(1,309,982)
Net Income (Loss)	\$ 3,042,514	\$ (2,598,067)

To the best of the knowledge and belief of the undersigned, the information contained in this report is accurate and complete.


 Martin Kremenstein
 Chief Executive Officer
 DB Commodity Services LLC



 Michael Gilligan
 Chief Financial Officer
 DB Commodity Services LLC


PowerShares DB US Dollar Index Bullish Fund
Unaudited Statement of Changes in Shareholders' Equity
Period From March 1, 2014 to March 31, 2014

	<u>General Shares</u>		<u>Shares</u>		
	<u>Shares</u>	<u>Total Equity (Deficit)</u>	<u>Shares</u>	<u>Total Equity (Deficit)</u>	<u>Total Shareholders' Equity (Deficit)</u>
Balance at March 1, 2014	40	\$ 855	32,600,000	\$ 696,516,669	\$ 696,517,524
Sale of Shares			-	-	-
Redemption of Shares			(1,400,000)	(29,986,586)	(29,986,586)
Net Income (Loss)					
Net investment income (loss)		(2)		(503,159)	(503,161)
Net realized gain (loss) on United States Treasury Obligations and Futures		(9)		(6,113,661)	(6,113,670)
Net change in unrealized gain (loss) on United States Treasury Obligations and Futures		14		9,659,331	9,659,345
Net Income (Loss)		3		3,042,511	3,042,514
Balance at March 31, 2014	<u>40</u>	<u>\$ 858</u>	<u>31,200,000</u>	<u>\$ 669,572,594</u>	<u>\$ 669,573,452</u>

Net Asset Value per share

General shares (40 shares)	<u>\$ 21.45</u>
Shares (31,200,000 shares)	<u>\$ 21.46</u>


 Martin Kremenstein
 Chief Executive Officer
 DB Commodity Services LLC


 Michael Gilligan
 Chief Financial Officer
 DB Commodity Services LLC