



American Infrastructure Growth Portfolio 2020-3

A thematic unit trust

Trust specifics

Deposit information

Public offering price per unit [†]	\$10.00
Minimum investment (\$250 for IRAs) ²	\$1,000.00
Deposit date	07/21/20
Termination date	07/26/22
Distribution dates	25th day of each month
Record dates	10th day of each month
Estimated initial distribution month [†]	09/20
Term of trust	24 months
NASDAQ symbol	IABGFX
Historical 12 month distributions [†]	\$0.21008

INFA203 Sales charge and CUSIPs

Brokerage

Sales charge³	
Deferred sales charge	2.25%
Creation and development fee	0.50%
Total sales charge	2.75%
Last deferred sales charge payment date	04/10/21

CUSIPs

Cash	46143C-56-7
Reinvest	46143C-57-5
Historical 12 month distribution rate [†]	2.10%

Fee-based

Sales charge³	
Fee-based sales charge	0.50%

CUSIPs

Fee-based cash	46143C-58-3
Fee-based reinvest	46143C-59-1
Historical 12 month distribution rate [†] (fee-based)	2.15%

Investors in fee-based accounts will not be assessed the deferred sales charge for eligible fee-based purchases and must purchase units with a Fee-based CUSIP.

† The historical 12 month distributions per unit and each historical 12 month distribution rate of the securities included in the trust are for illustrative purposes only and are not indicative of the trust's actual distributions or distribution rate. The historical 12 month distributions per unit amount is based upon the weighted average of the actual distributions paid by the securities included in the trust over the 12 months preceding the trust's deposit date, and is reduced to account for the effects of fees and expenses which will be incurred when investing in a trust. Each historical 12 month distribution rate is calculated by dividing the historical 12 month distributions amount by the trust's initial \$10 public offering price per unit. There is no guarantee the issuers of the securities included in the trust will declare dividends or distributions in the future. Due to the negative economic impact across many industries caused by the recent COVID-19 outbreak, certain issuers of the securities included in the trust may elect to reduce the amount of, or cancel entirely, dividends and/or distributions paid in the future. As a result, the historical 12 month distributions per unit and each historical 12 month distribution rate will likely be higher, and in some cases significantly higher, than the actual distribution rate achieved by the trust. The distributions paid by the trust, as well as the corresponding rates, may be higher or lower than the figures shown due to certain factors that may include, but are not limited to, a change in the dividends or distributions paid by issuers, actual expenses incurred, currency fluctuations, the sale of trust securities to pay any deferred sales charges, trust fees and expenses, variations in the trust's per unit price, or with the call, maturity or the sale of securities in the trust. Distributions made by certain securities in the trust may include non-ordinary income.

Objective

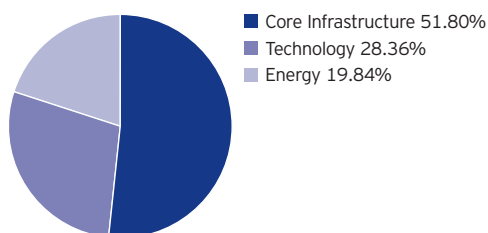
The Portfolio seeks to provide above-average total return. The Portfolio seeks to achieve its objective by investing in a portfolio of stocks and other equity securities of companies in industries that may benefit from increased levels of infrastructure investment in the United States. Invesco Capital Markets, Inc., the Sponsor, seeks to identify companies that are involved in America's movement towards energy independence, technology and communication growth, renewable energy and utility service modernization. The Sponsor believes that certain industries may have the potential to benefit from increased spending on infrastructure repair and growth in America, including the construction, engineering, utilities, renewable energy, energy pipeline and transportation, railroad, technology and telecommunication infrastructure industries.

Portfolio composition⁴ (As of the business day before deposit date)

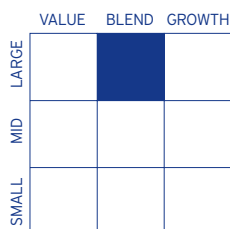
COMMON STOCKS		
Consumer Discretionary		
Amazon.com, Inc.	AMZN	
Energy		
Enbridge, Inc.	ENB	
Kinder Morgan, Inc.	KMI	
Industrials		
Jacobs Engineering Group, Inc.	J	
MasTec, Inc.	MTZ	
Norfolk Southern Corporation	NSC	
Quanta Services, Inc.	PWR	
Union Pacific Corporation	UNP	
United Rentals, Inc.	URI	
Information Technology		
Analog Devices, Inc.	ADI	
Broadcom, Inc.	AVGO	
Ciena Corporation	CIEN	
		Cisco Systems, Inc. CSCO
		Intel Corporation INTC
		Microsoft Corporation MSFT
Materials		
Martin Marietta Materials, Inc.	MLM	
Vulcan Materials Company	VMC	
Real Estate		
American Tower Corporation	AMT	
Crown Castle International Corporation	CCI	
Digital Realty Trust, Inc.	DLR	
Equinix, Inc.	EQIX	
Prologis, Inc.	PLD	
Utilities		
NextEra Energy, Inc.	NEE	
Xcel Energy, Inc.	XEL	
MASTER LIMITED PARTNERSHIPS		
		MPLX, L.P. MPLX

Business category

(As of the business day before deposit date)



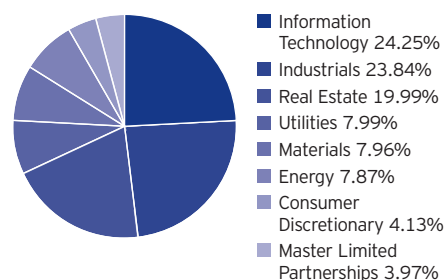
Equity style analysis



The style characteristics of the Portfolio are determined as of the initial date of deposit. For a complete description of these characteristics refer to the following page.

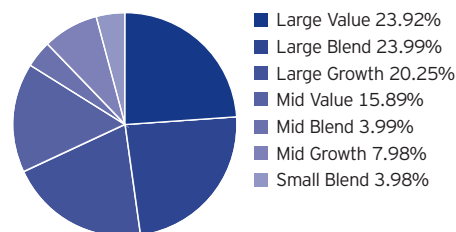
Portfolio diversification

(As of the business day before deposit date)



Style breakdown

(As of the business day before deposit date)



Source: Morningstar, Inc.

About risk

There is no assurance the trust will achieve its investment objective. An investment in this unit investment trust is subject to market risk, which is the possibility that the market values of securities owned by the trust will decline and that the value of trust units may therefore be less than what you paid for them. Recently, an outbreak of a respiratory disease caused by a novel coronavirus, COVID-19, has spread globally in a short period of time, resulting in the disruption of, and delays in, production and supply chains and the delivery of healthcare services and processes, as well as the cancellation of organized events and educational institutions, quarantines, a decline in consumer demand for certain goods and services, and general concern and uncertainty. COVID-19 and its effects have contributed to increased volatility in global markets, severe losses, liquidity constraints, and lowered yields. The duration of such effects cannot yet be determined but could be present for an extended period of time and may adversely affect the value of your Units. This trust is unmanaged and its portfolio is not intended to change during the trust's life except in limited circumstances. Accordingly, you can lose money investing in this trust. The trust should be considered as part of a long-term investment strategy and you should consider your ability to pursue it by investing in successive trusts, if available. You will realize tax consequences associated with investing from one series to the next.

The financial condition of an issuer may worsen or its credit ratings may drop, resulting in a reduction in the value of your Units. This may occur at any point in time, including during the initial offering period.

A security issuer may be unwilling or unable to declare dividends or make other distributions in the future, or may reduce the level of dividends declared. This may reduce the level of income certain of the Portfolio's securities pay which would reduce your income and may cause the value of your Units to fall.

You could experience dilution of your investment if the size of the Portfolio is increased as Units are sold. There is no assurance that your investment will maintain its proportionate share in the Portfolio's profits and losses.

The Portfolio invests in master limited partnerships ("MLPs"). Most MLPs operate in the energy sector and are subject to the risks generally applicable to companies in that sector, including commodity pricing risk, supply and demand risk, depletion risk and exploration risk. MLPs are also subject to the risk that regulatory or legislative changes could limit or eliminate the tax benefits enjoyed by MLPs which could have a negative impact on the after-tax income available for distribution by the MLPs and/or the value of the Portfolio's investments.

The Portfolio invests in shares of Real Estate Investment Trusts ("REITs") and other real estate companies. Shares of REITs and other real estate companies may appreciate or depreciate in value, or pay dividends depending upon global and local economic conditions, changes in interest rates and the strength or weakness of the overall real estate market. Negative developments in the real estate industry will affect the value of your investment more than would be the case in a more diversified investment.

Value, blend and growth are types of investment styles. Growth investing generally seeks stocks that offer the potential for greater than-average earnings growth, and may entail greater risk than value or blend investing. Value investing generally seeks stocks that may be sound investments but are temporarily out of favor in the marketplace, and may entail less risk than growth investing. A blend investment combines the two styles.

1 Including sales charges. As of deposit date.

2 Represents the value of 100 units on the deposit date. The value of the minimum investment amount of 100 units may be greater or less than \$1,000.00 following the deposit date.

3 Assuming a public offering price of \$10 per unit. There is no initial sales charge if the public offering price per unit is \$10 or less. If the public offering price per unit exceeds \$10, an initial sales charge is paid at the time of purchase. The per unit amount of the initial sales charge is 2.75% of the dollar amount that the public offering price per unit exceeds \$10.

4 The trust portfolio is provided for informational purposes only and should not be deemed as a recommendation to buy or sell the individual securities shown on the previous page. Subject to change.

NOT FDIC INSURED | MAY LOSE VALUE | NO BANK GUARANTEE

Before investing, investors should carefully read the prospectus and consider the investment objectives, risks, charges and expenses. For this and more complete information about the trust(s), investors should ask their advisor(s) for a prospectus or download one at [invesco.com/uit](https://www.invesco.com/uit).

This does not constitute a recommendation of any investment strategy or product for a particular investor. Investors should consult a financial professional before making any investment decisions.

Invesco unit investment trusts are distributed by the Sponsor, Invesco Capital Markets, Inc. and broker dealers including Invesco Distributors, Inc. Both firms are indirect, wholly owned subsidiaries of Invesco Ltd.