



Invesco NASDAQ 100 ETF (QQQM)

Access the Nasdaq-100 Index®

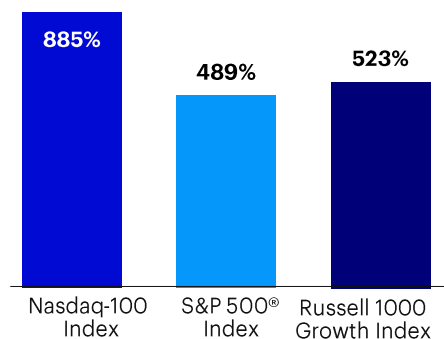
Provides access to innovative companies continuing to drive growth:

- The Nasdaq-100 Index has had strong performance vs. S&P 500® and Russell 1000 Growth Indexes
- Large- and mega-cap companies with sound fundamentals
- The potential benefits of continued innovation across sectors

Decades of strong large-cap performance

Both growth stocks and broad equity markets have performed well over the last 20 years. The Nasdaq-100 Index has outperformed both the S&P 500® and the Russell 1000 Growth Indexes by providing access to leading large-cap growth companies at the forefront of innovation.¹

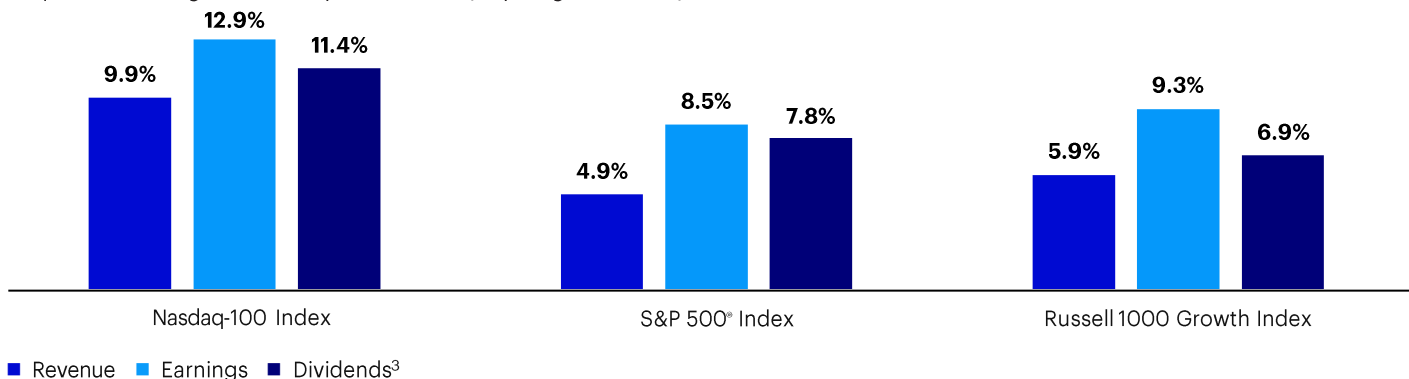
Total Cumulative Return (3/10/1999–12/31/2023)



The above chart is presented for the purposes of illustrating the long-term performance of large-cap growth markets versus the broader market over time. The starting time period is based on the inception of the oldest product in the Invesco QQQ Innovation Suite, Invesco QQQ ETF, which has an existing track record that can be found on [invesco.com/etfs](https://www.invesco.com/etfs). Index performance is not indicative of fund performance, nor is it an indication of how a fund could or will perform. An investment cannot be made directly into an Index. Past performance is not a guarantee of future results.

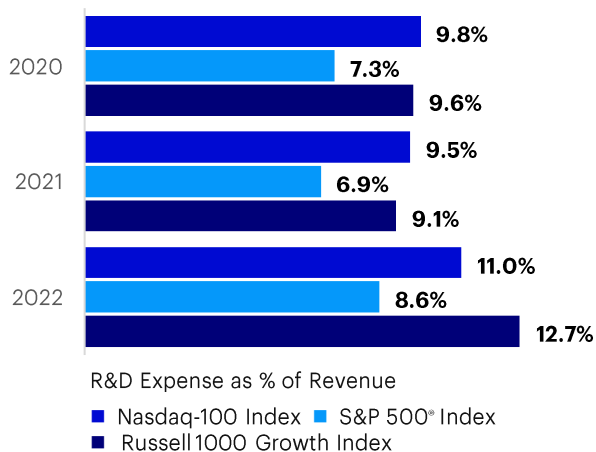
Fundamentally sound

The Nasdaq-100 Index provides access to large- and mega-cap companies that have shown higher historical growth rates — resulting in outperformance against industry benchmarks (10-year growth rates).²



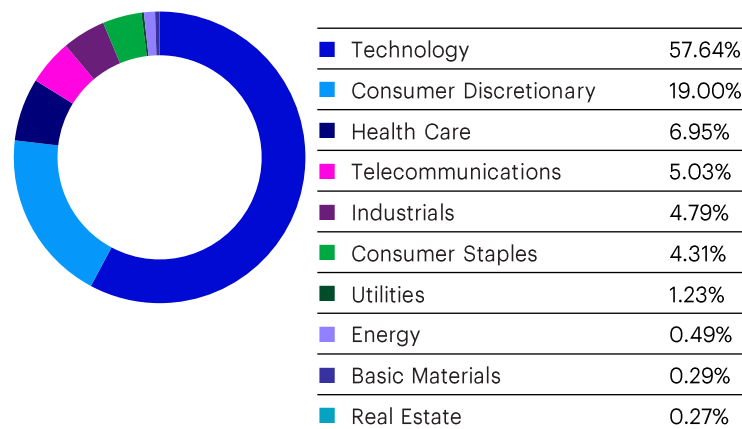
Committed to innovation through investment

A key measure of a company's commitment to innovation is research and development spending. Companies in the Nasdaq-100 Index continue to reinvest in their own development at a high rate.⁴



Innovation beyond tech

Today innovation spurs growth and efficiency across the economy. The breadth of this impact is reflected in the Nasdaq-100 Index's diversification well beyond the technology sector.⁵



Invesco NASDAQ 100 ETF (QQQM)

Standard performance (%) as of December 31, 2023

	1 Year	3 Years	5 Years	10 Years	Since Inception (10/13/20)
ETF - NAV	54.92	10.04	–	–	11.59
ETF - Market price	55.05	10.04	–	–	11.56
Nasdaq-100 Index®	55.13	10.18	22.66	17.91	11.74
S&P 500® Index	26.29	10.00	15.68	12.03	11.73
Russell 1000 Growth Index	42.68	8.86	19.49	14.85	10.07

Total Expense Ratio: 0.15%

Performance data quoted represents past performance, which is not a guarantee of future results. Investment returns and principal value will fluctuate, and shares, when redeemed, may be worth more or less than their original cost. Current performance may be higher or lower than performance data quoted. See [invesco.com](https://www.invesco.com) to find the most recent month-end performance numbers. Fund performance reflects fee waivers, absent which, performance data quoted would have been lower. Market returns are based on the midpoint of the bid/ask spread at 4:00 p.m. EST and do not represent the returns an investor would receive if shares were traded at other times. Index returns do not reflect fund returns. An investor cannot invest directly in an index.

About Risk:
Invesco NASDAQ 100 ETF – There are risks involved with investing in ETFs, including possible loss of money. Shares are not actively managed and are subject to risks similar to those of stocks, including those regarding short-selling and margin maintenance requirements. Ordinary brokerage commissions apply. The fund’s return may not match the return of the Underlying Index. The fund is subject to certain other risks. Please see the current prospectus for more information regarding the risk associated with an investment in the fund. Investments focused in a particular sector, such as information technology, are subject to greater risk, and are more greatly impacted by market volatility, than more diversified investments. The risks of investing in securities of foreign issuers can include fluctuations in foreign currencies, political and economic instability, and foreign taxation issues. The fund is non-diversified and may experience greater volatility than a more diversified investment. ETF Shares are not individually redeemable, and owners of the Shares may acquire those Shares from the funds and tender those shares for redemption to the funds in Creation Unit aggregations only, typically consisting of 10,000 Shares.

- 1. Source: Bloomberg L.P. as of 12/31/2023
- 2. Source: Nasdaq as of 12/31/22.
- 3. Common stocks do not assure dividend payments and the amount of a dividend, if any, may vary over time. There can be no guarantee or assurance that companies will declare dividends in the future of that if declared, they will remain at current levels or increase over time.
- 4. Source: Bloomberg L.P. as of 3/31/23.
- 5. Source: Bloomberg L.P. as of 12/31/2023. Diversification does not guarantee a profit or eliminate the risk of loss.

The Index and Fund use the Industry Classification Benchmark (“ICB”) classification system which is composed of 11 economic industries: basic materials, consumer discretionary, consumer staples, energy, financials, health care, industrials, real estate, technology, telecommunications and utilities.

The Nasdaq-100 Index includes 100 of the largest domestic and international non-financial companies listed on the Nasdaq. An investment cannot be made into an index. The Russell 1000 Growth index is defined as the 1,000 top companies by market capitalization in the United States.

The Invesco NASDAQ 100 ETF is not sponsored, endorsed, sold or promoted by the NASDAQ OMX Group, Inc. or its affiliates (NASDAQ OMX, with its affiliates, are referred to as the “Corporations”). The Corporations have no liability in connection with the administration, marketing or trading of the Invesco NASDAQ 100 ETF. “NASDAQ” is a registered trademark and is used under license.

Before investing, investors should carefully read the prospectus and/or summary prospectus and carefully consider the investment objectives, risks, charges and expenses. For this and more complete information about the fund(s), investors should ask their financial professional for a prospectus/summary prospectus or visit [invesco.com/fundprospectus](https://www.invesco.com/fundprospectus).

This does not constitute a recommendation of any investment strategy or product for a particular investor. Investors should consult a financial professional before making any investment decisions.