

# Invesco MSCI EAFE Income Advantage ETF

EFAA

## Fund description

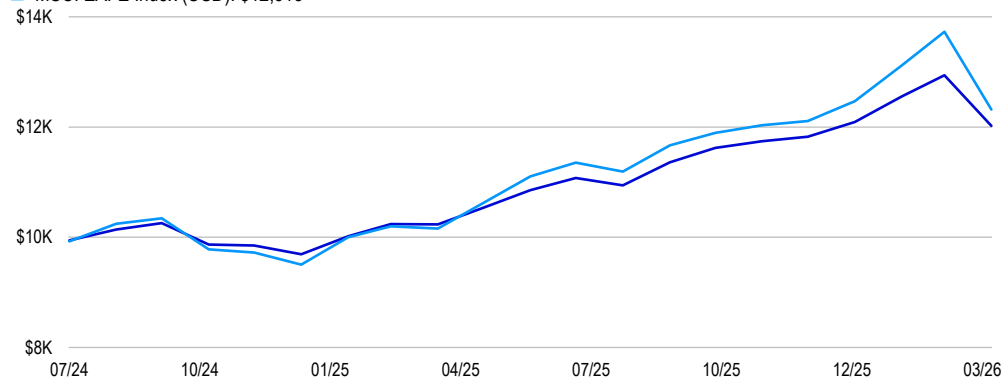
This fund seeks to provide investors exposure to the MSCI EAFE Index combined with an active option income overlay for income generation, downside protection and upside participation.

## ETF information

ETF information	Invesco MSCI EAFE Income Advantage ETF
Fund name	Invesco MSCI EAFE Income Advantage ETF
Fund ticker	EFAA
CUSIP	46090A713
Intraday NAV	EFAAIV
30 day SEC unsubsidized yield	8.12%
30 day SEC yield	8.16%
Distribution yield	8.24%
Holdings	710
Management fee	0.39%
Total expense ratio	0.42%
P/B ratio	4.23
P/E ratio	20.41
Return on equity	17.21%
Listing exchange	NYSE
Weighted market cap (\$MM)	99,049.22

## Growth of \$10,000

- Invesco MSCI EAFE Income Advantage ETF: \$12,019
- MSCI EAFE Index (USD): \$12,315



Data beginning Fund Inception and ending March 31, 2026. Fund performance shown at NAV.

## Performance as at March 31, 2026

Performance (%)	YTD	1Y	3Y	5Y	10Y	Fund inception
ETF - NAV	-0.59	17.47	-	-	-	11.39
ETF - Market Price	-0.47	17.68	-	-	-	11.86
Benchmark <sup>1</sup>	-1.24	21.27	13.62	7.91	8.38	13.00

## Calendar year performance (%)

	2025	2024	2023	2022	2021	2020	2019	2018	2017	2016
ETF - NAV	24.75	-	-	-	-	-	-	-	-	-
Benchmark <sup>1</sup>	31.22	-	-	-	-	-	-	-	-	-

*This is a new Fund and has no full-year Fund performance to report as of most recent quarter end. Returns less than one year are cumulative. Performance data quoted represents past performance. Past performance is not a guarantee of future results; current performance may be higher or lower than performance quoted. Investment returns and principal value will fluctuate and Shares, when redeemed, may be worth more or less than their original cost. See [invesco.com](https://www.invesco.com) to find the most recent month-end performance numbers. Market returns are based on the midpoint of the bid/ask spread at 4 p.m. ET and do not represent the returns an investor would receive if shares were traded at other times. Fund performance reflects fee waivers, absent which, performance data quoted would have been lower.*

## Fund inception: July 17, 2024

Not a Deposit Not FDIC Insured Not Guaranteed by the Bank May Lose Value Not Insured by any Federal Government Agency.

Shares are not individually redeemable and owners of the Shares may acquire those Shares from the Fund and tender those Shares for redemption to the Fund in Creation Unit aggregations only, typically consisting of 50,000 Shares.

Index returns do not represent Fund returns. An investor cannot invest directly in an index.

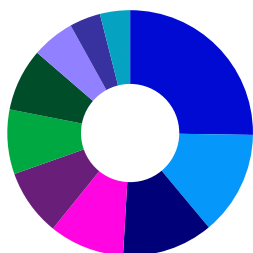
Neither the underlying Index nor the benchmark indexes charge management fees or brokerage expenses, and no such fees or expenses were deducted from the performance shown; nor do any of the indexes lend securities, and no revenues from securities lending were added to the performance shown. In addition, the results actual investors might have achieved would have differed from those shown because of differences in the timing, amounts of their investments, and fees and expenses associated with an investment in the Fund.

<sup>1</sup>The MSCI EAFE<sup>®</sup> Index is an unmanaged index considered representative of stocks of Europe, Australasia and the Far East. The index is computed using the net return, which withholds applicable taxes for non-resident investors.

Top ETF holdings (%)		(Total holdings: 710)
Name	Weight	
ASML	2.34	
AstraZeneca	1.37	
Novartis	1.32	
HSBC	1.28	
Roche	1.27	
Shell	1.20	
Nestle	1.14	
Toyota Motor	0.90	
Commonwealth Bank of Australia	0.89	
Mitsubishi UFJ Financial	0.87	

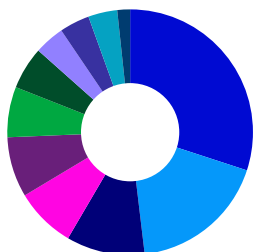
Please see the website for complete holdings information. Holdings are subject to change and are not buy/sell recommendations.

#### Geographic allocation (%)



Japan	21.31
United Kingdom	11.56
France	10.11
Germany	8.36
United States	7.40
Switzerland	7.17
Australia	6.96
Netherlands	4.75
Spain	3.44
Sweden	3.34

#### Sector allocation (%)



Financials	30.02
Industrials	18.08
Health Care	10.33
Consumer Discretionary	7.97
Information Technology	7.93
Consumer Staples	6.64
Materials	5.59
Energy	3.97
Communication Services	3.95
Utilities	3.83
Real Estate	1.68

#### Investment risks

There are risks involved with investing in ETFs, including possible loss of money. Actively managed ETFs do not necessarily seek to replicate the performance of a specified index. Actively managed ETFs are subject to risks similar to stocks, including those related to short selling and margin maintenance. Ordinary brokerage commissions apply. The Fund's return may not match the return of the Index. The Fund is subject to certain other risks. Please see the current prospectus for more information regarding the risk associated with an investment in the Fund.

Securities held by the Fund are subject to market fluctuations. You should anticipate that the value of the Shares will decline, more or less, in correlation with any decline in value of the securities in the Fund's portfolio. Additionally, natural or environmental disasters, widespread disease or other public health issues, war, military conflicts, acts of terrorism, economic crises or other events could result in increased premiums or discounts to the Fund's net asset value ("NAV")

The investment techniques and risk analysis used by the portfolio managers may not produce the desired results.

While the Fund is actively managed, a substantial portion of the Fund's portfolio is designed to track the performance of the Index. In managing this portion of the Fund's portfolio, the portfolio managers will not generally buy or sell a security unless that security is added or removed, respectively, from the Index, regardless of the performance of that security. If a specific security is removed from the Index, the Fund may be forced to sell such security at an inopportune time or for a price lower than the security's current market value

In general, equity values fluctuate, sometimes widely, in response to activities specific to the company as well as general market, economic and political conditions.

Investments in ELNs are susceptible to the risks of their underlying instruments, which could include management risk, market risk and, as applicable, foreign securities and currency risks. ELNs are also subject to certain debt securities risks, such as interest rate and credit risks. Should the prices of the underlying instruments move in an unexpected manner, the Fund may not achieve the anticipated benefits of an investment in an ELN, and may realize losses, which could be significant and could include the Fund's entire principal investment. An ELN investment is also subject to counterparty risk, which is the risk that the issuer of the ELN will default or become bankrupt and the Fund may not be repaid the principal amount of, or income from, its investment. ELNs may also be less liquid than more traditional investments and the Fund may be unable to sell ELNs at a desirable time or price. In addition, the price of ELNs may not correlate with the underlying securities or a fixed income investment

The risks of investing in securities of foreign issuers can include fluctuations in foreign currencies, political and economic instability, and foreign taxation issues.

The performance of an investment concentrated in issuers of a certain region or country is expected to be closely tied to conditions within that region and to be more volatile than more geographically diversified investments.

Investments focused in a particular industry are subject to greater risk, and are more greatly impacted by market volatility, than more diversified investments.

ADRs and GDRs may be subject to certain of the risks associated with direct investments in the securities of foreign companies. ADRs and GDRs may not track the price of the underlying securities on which they are based, and their value may change materially at times when U.S. markets are not open for trading.

Currencies and futures generally are volatile and are not suitable for all investors.

Derivatives may be more volatile and less liquid than traditional investments and are subject to market, interest rate, credit, leverage, counterparty and management risks. An investment in a derivative could lose more than the cash amount invested.

Risks of futures contracts include: an imperfect correlation between the value of the futures contract and the underlying commodity; possible lack of a liquid secondary market; inability to close a futures contract when desired; losses due to unanticipated market movements; obligation for the Fund to make daily cash payments to maintain its required margin; failure to close a position may result in the Fund receiving an illiquid commodity; and unfavorable execution prices.

A decision as to whether, when and how to use options involves the exercise of skill and judgment and even a well conceived option transaction may be unsuccessful because of market behavior or unexpected events. The prices of options can be highly volatile and the use of options can lower total returns.

Short sales may cause an investor to repurchase a security at a higher price, causing a loss. As there is no limit on how much the price of the security can increase, exposure to potential loss is unlimited.

Because the Fund may invest in other investment companies, it's subject to the risks associated with the investment company and its investment performance may depend on the underlying investment company's performance. The Fund will indirectly pay a proportional share of the investment company's fees and expenses, while continuing to pay its own management fee to the Adviser, resulting in shareholders absorbing duplicate levels of fees.

The Fund is non-diversified and may experience greater volatility than a more diversified investment.

The value of an individual security or particular type of security can be more volatile than the market as a whole and can perform differently from the value of the market as a whole.

The Fund currently intends to effect creations and redemptions principally for cash, rather than principally in-kind because of the nature of the Fund's investments. As such, investments in the Fund may be less tax efficient than investments in ETFs that create and redeem in-kind.

The Fund is subject to numerous market trading risks, including the potential lack of an active market, losses from trading in secondary markets, and disruption in the creation/redemption process. During stressed market conditions, Shares may become less liquid as result of deteriorating liquidity which could lead to differences in the market price and the underlying value of those Shares.

While the Fund is actively managed, a substantial portion of the Fund's portfolio is designed to track the performance of the Index. In managing this portion of the Fund's portfolio, the portfolio managers will not generally buy or sell a security unless that security is added or removed, respectively, from the Index, regardless of the performance of that security. If a specific security is removed from the Index, the Fund may be forced to sell such security at an inopportune time or for a price lower than the security's current market value.

ADRs and GDRs may be subject to certain of the risks associated with direct investments in the securities of foreign companies, such as currency, political, economic and market risks, because their values depend on the performance of the non-dollar denominated underlying foreign securities.

Investments in ELNs are susceptible to the risks of their underlying instruments, which could include management risk, market risk and, as applicable, foreign securities and currency risks. ELNs are also subject to certain debt securities risks, such as interest rate and credit risks. Should the prices of the underlying instruments move in an unexpected manner, the Fund may not achieve the anticipated benefits of an investment in an ELN, and may realize losses, which could be significant and could include the Fund's entire principal investment. An ELN investment is also subject to counterparty risk, which is the risk that the issuer of the ELN will default or become bankrupt and the Fund may not be repaid the principal amount of, or income from, its investment. ELNs may also be less liquid than more traditional investments and the Fund may be unable to sell ELNs at a desirable time or price. In addition, the price of ELNs may not correlate with the underlying securities or a fixed income investment.

Securities held by the Fund are subject to market fluctuations. You should anticipate that the value of the Shares will decline, more or less, in correlation with any decline in value of the securities in the Fund's portfolio. Additionally, natural or environmental disasters, widespread disease or other public health issues, war, military conflicts, acts of terrorism, economic crises or other events could result in increased premiums or discounts to the Fund's net asset value ("NAV").

This piece must be preceded or accompanied by the current [prospectus](#).

---

**Important information**

The Global Industry Classification Standard was developed by and is the exclusive property and a service mark of MSCI, Inc. and Standard & Poor's.

This does not constitute a recommendation of any investment strategy or product for a particular investor. Investors should consult a financial professional before making any investment decisions.

Note: Not all products available through all firms or in all jurisdictions.

---

**Glossary**

**30 Day SEC Yield** is based on a 30-day period and is computed by dividing the net investment income per share earned during the period by the maximum offering price per share on the last day of the period.

**Intraday NAV** is a symbol representing estimated fair value based on the most recent intraday price of underlying assets.

**Weighted Harmonic Average Stock Price-to-Book-Value Ratio (P/B Ratio)** is the ratio of a stock's market price to a company's net asset value.

**Weighted Harmonic Average Stock Price-to-Earnings Ratio (P/E Ratio)** is the share price divided by earnings per share. It is measured on a 12-month trailing basis.

**Weighted Average Return on Equity** is net income divided by net worth.

**Weighted Market Capitalization** is the sum of each underlying securities market value.

**30 Day SEC Unsubsidized Yield** reflects the 30-day yield if the investment adviser were not waiving all or part of its fee or reimbursing the fund for part of its expenses during the period as defined by the guidelines, where applicable, referenced in the current prospectus. Total return would have also been lower in the absence of these temporary reimbursements or waivers.