



Financial Institutions Portfolio 2022-4

A sector unit trust

Trust specifics

Deposit information

Public offering price per unit [†]	\$10.00
Minimum investment (\$250 for IRAs) ²	\$1,000.00
Deposit date	11/10/22
Termination date	11/07/24
Distribution dates	25th day of each March, June, September and December
Record dates	10th day of each March, June, September and December

Term of trust	24 months
Symbol	IFIBK
Historical 12 month distributions [†]	\$0.1935

FIT224 Sales charge and CUSIPs

Brokerage

Sales charge³

Deferred sales charge	2.25%
Creation and development fee	0.50%
Total sales charge	2.75%
Last deferred sales charge payment date	08/10/23

CUSIPs

Cash	46150C-42-7
Reinvest	46150C-43-5
Historical 12 month distribution rate [†]	1.93%

Fee-based

Sales charge³

Fee-based sales charge	0.50%
------------------------	-------

CUSIPs

Fee-based cash	46150C-44-3
Fee-based reinvest	46150C-45-0

Historical 12 month distribution rate [†] (fee-based)	1.98%
--	-------

Investors in fee-based accounts will not be assessed the deferred sales charge for eligible fee-based purchases and must purchase units with a Fee-based CUSIP.

[†] The historical 12 month distributions per unit and each historical 12 month distribution rate of the securities included in the trust are for illustrative purposes only and are not indicative of the trust's actual distributions or distribution rate. The historical 12 month distributions per unit amount is based upon the weighted average of the actual distributions paid by the securities included in the trust over the 12 months preceding the trust's deposit date, and is reduced to account for the effects of fees and expenses which will be incurred when investing in a trust. Each historical 12 month distribution rate is calculated by dividing the historical 12 month distributions amount by the trust's initial \$10 public offering price per unit. There is no guarantee the issuers of the securities included in the trust will declare dividends or distributions in the future. Due to the negative economic impact across many industries caused by the recent COVID-19 outbreak, certain issuers of the securities included in the trust may elect to reduce the amount of, or cancel entirely, dividends and/or distributions paid in the future. As a result, the historical 12 month distributions per unit and each historical 12 month distribution rate will likely be higher, and in some cases significantly higher, than the actual distribution rate achieved by the trust. The distributions paid by the trust, as well as the corresponding rates, may be higher or lower than the figures shown due to certain factors that may include, but are not limited to, a change in the dividends or distributions paid by issuers, actual expenses incurred, currency fluctuations, the sale of trust securities to pay any deferred sales charges, trust fees and expenses, variations in the trust's per unit price, or with the call, maturity or the sale of securities in the trust. Distributions made by certain securities in the trust may include non-ordinary income.

Objective

The Portfolio seeks capital appreciation. The Portfolio seeks to achieve its objective by investing in a portfolio of stocks issued by companies diversified within the financial services industry. The Portfolio also seeks current dividend income as a secondary objective.

Portfolio composition (As of the business day before deposit date)

Asset Management & Custody Banks

BlackRock, Inc.	BLK
Blackstone, Inc.	BX

Consumer Finance

American Express Company	AXP
--------------------------	-----

Data Processing & Outsourced Services

Mastercard, Inc. - CL A	MA
Visa, Inc. - CL A	V

Diversified Banks

Bank of America Corporation	BAC
Citigroup, Inc.	C
JPMorgan Chase & Company	JPM
Royal Bank of Canada	RY
U.S. Bancorp	USB
Wells Fargo & Company	WFC

Financial Exchanges & Data

Intercontinental Exchange, Inc.	ICE
S&P Global, Inc.	SPGI

Insurance Brokers

Arthur J. Gallagher & Company	AJG
-------------------------------	-----

The trust portfolio is provided for informational purposes only and should not be deemed as a recommendation to buy or sell the individual securities shown above.

Investment Banking & Brokerage

Charles Schwab Corporation	SCHW
Goldman Sachs Group, Inc.	GS
Morgan Stanley	MS

Life & Health Insurance

MetLife, Inc.	MET
---------------	-----

Multi-Sector Holdings

Berkshire Hathaway, Inc. - CL B	BRK/B
---------------------------------	-------

Property & Casualty Insurance

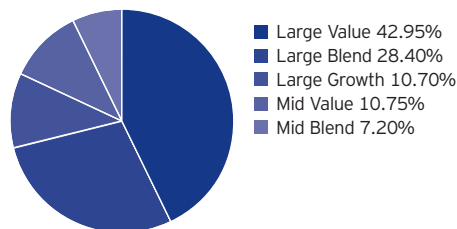
American Financial Group, Inc.	AFG
Chubb, Ltd.	CB
Progressive Corporation	PGR

Regional Banks

Fifth Third Bancorp	FITB
First Republic Bank	FRC
Pinnacle Financial Partners, Inc.	PNFP
PNC Financial Services Group, Inc.	PNC
Regions Financial Corporation	RF
Truist Financial Corporation	TFC

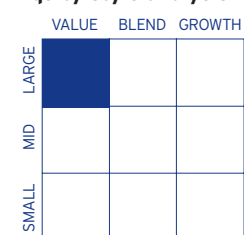
Style breakdown

(As of the business day before deposit date)



Source: Morningstar, Inc.

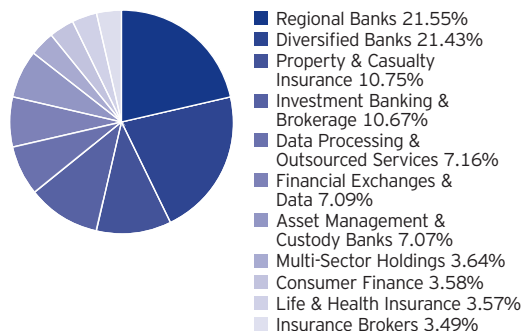
Equity style analysis



The style characteristics of the Portfolio are determined as of the initial date of deposit. For a complete description of these characteristics refer to the following page.

Portfolio diversification

(As of the business day before deposit date)



See page 2 for the footnotes on trust specifics.

Not a Deposit Not FDIC Insured Not Guaranteed by the Bank May Lose Value
Not Insured by any Federal Government Agency

Compelling opportunities in the financial arena

Financial institutions are a vast and growing sector of the market—one of the largest sectors in the S&P 500 Index today. More than likely you're already a customer of one or more of these institutions, be it your bank, mortgage lender or insurance company. So why not become an investor as well?

Why consider investing in the Financial Institutions Portfolio?

Potential dividend income

In addition to the potential for capital appreciation, the Portfolio also seeks to provide an attractive stream of current dividend income as a secondary objective.

Portfolio diversification

The Portfolio is diversified across a variety of market sectors, including insurance companies, banks, thrifts, savings and loans, consumer and industrial finance companies, securities brokerage companies, investment managers and leasing companies.

Names you know

The Portfolio invests in some of the world's largest and most well-known financial institutions.

Professional selection

When selecting companies for inclusion in the Portfolio, Invesco considered elements such as geographic location of the institutions, credit trends, interest rates, individual investor activity and the level of premiums in the insurance industry. Depending upon the type of financial institution, both value and growth metrics may be considered.

About risk

There is no assurance the trust will achieve its investment objective. An investment in this unit investment trust is subject to market risk, which is the possibility that the market values of securities owned by the trust will decline and that the value of trust units may therefore be less than what you paid for them. Recently, an outbreak of a respiratory disease caused by a novel coronavirus, COVID-19, has spread globally in a short period of time, resulting in the disruption of, and delays in, production and supply chains and the delivery of healthcare services and processes, as well as the cancellation of organized events and educational institutions, quarantines, a decline in consumer demand for certain goods and services, and general concern and uncertainty. COVID-19 and its effects have contributed to increased volatility in global markets, severe losses, liquidity constraints, and lowered yields. The duration of such effects cannot yet be determined but could be present for an extended period of time and may adversely affect the value of your Units. This trust is unmanaged and its portfolio is not intended to change during the trust's life except in limited circumstances. Accordingly, you can lose money investing in this trust. The trust should be considered as part of a long-term investment strategy and you should consider your ability to pursue it by investing in successive trusts, if available. You will realize tax consequences associated with investing from one series to the next.

A portfolio concentrated in a single market sector presents more risk than a portfolio broadly diversified over several market sectors. The Portfolio is concentrated in securities issued by companies in the financials industry. Companies in the financials industry face risks such as the potential adverse effects of economic recession, volatile interest rates, and state and federal regulations. Negative developments in the financials industry will affect the value of your investment more than would be the case in a more diversified investment.

The financial condition of an issuer may worsen or its credit ratings may drop, resulting in a reduction in the value of your Units. This may occur at any point in time, including during the initial offering period.

You could experience dilution of your investment if the size of the Portfolio is increased as Units are sold. There is no assurance that your investment will maintain its proportionate share in the Portfolio's profits and losses.

Common stocks do not assure dividend payments. Dividends are paid only when declared by an issuer's board of directors and the amount of any dividend may vary over time. There can be no guarantee or assurance that companies will declare dividends in the future or that if declared, they will remain at current levels or increase over time.

Investing in companies operating in foreign countries involves certain risks not typically associated with investing solely in the United States. This may magnify volatility due to changes in foreign exchange rates, the political and economic uncertainties in foreign countries, and the potential lack of liquidity, government supervision and regulation.

Value, blend and growth are types of investment styles. Growth investing generally seeks stocks that offer the potential for greater-than-average earnings growth, and may entail greater risk than value or blend investing. Value investing generally seeks stocks that may be sound investments but are temporarily out of favor in the marketplace, and may entail less risk than growth investing. A blend investment combines the two styles.

The Standard & Poor's 500 Index is an unmanaged index generally representative of the U.S. stock market. It is not possible to invest directly in an index.

1 Including sales charges. As of deposit date.

2 Represents the value of 100 units on the deposit date. The value of the minimum investment amount of 100 units may be greater or less than \$1,000.00 following the deposit date.

3 Assuming a public offering price of \$10 per unit. There is no initial sales charge if the public offering price per unit is \$10 or less. If the public offering price per unit exceeds \$10, an initial sales charge is paid at the time of purchase. The per unit amount of the initial sales charge is 2.75% of the dollar amount that the public offering price per unit exceeds \$10.

Before investing, investors should carefully read the prospectus and consider the investment objectives, risks, charges and expenses. For this and more complete information about the trust, investors should ask their financial professional(s) for a prospectus or download one at [invesco.com/uit](https://www.invesco.com/uit).

This does not constitute a recommendation of any investment strategy or product for a particular investor. Investors should consult a financial professional before making any investment decisions.

Invesco unit investment trusts are distributed by the Sponsor, Invesco Capital Markets, Inc. and broker dealers including Invesco Distributors, Inc. Both firms are indirect, wholly owned subsidiaries of Invesco Ltd.