



American Infrastructure Growth Portfolio 2024-1

A thematic unit trust

Trust specifics

Deposit information

Public offering price per unit ¹	\$10.00
Minimum investment (\$250 for IRAs) ²	\$1,000.00
Deposit date	01/23/24
Termination date	01/22/26
Distribution dates	25th day of each month
Record dates	10th day of each month
Term of trust	24 months
Symbol	INFBD4
Historical 12 month distributions [†]	\$0.1580

INFA241 Sales charge and CUSIPs

Brokerage

Sales charge³

Deferred sales charge	2.25%
Creation and development fee	0.50%
Total sales charge	2.75%
Last deferred sales charge payment date	10/10/24

CUSIPs

Cash	46150J-58-8
Reinvest	46150J-59-6
Historical 12 month distribution rate [†]	1.58%

Fee-based

Sales charge³

Fee-based sales charge	0.50%
------------------------	-------

CUSIPs

Fee-based cash	46150J-60-4
Fee-based reinvest	46150J-61-2
Historical 12 month distribution rate [†] (fee-based)	1.62%

Investors in fee-based accounts will not be assessed the deferred sales charge for eligible fee-based purchases and must purchase units with a Fee-based CUSIP.

[†] The historical 12 month distributions per unit and each historical 12 month distribution rate of the securities included in the trust are for illustrative purposes only and are not indicative of the trust's actual distributions or distribution rate. The historical 12 month distributions per unit amount is based upon the weighted average of the actual distributions paid by the securities included in the trust over the 12 months preceding the trust's deposit date, and is reduced to account for the effects of fees and expenses which will be incurred when investing in a trust. Each historical 12 month distribution rate is calculated by dividing the historical 12 month distributions amount by the trust's initial \$10 public offering price per unit. There is no guarantee the issuers of the securities included in the trust will declare dividends or distributions in the future. The distributions paid by the trust, as well as the corresponding rates, may be higher or lower than the figures shown due to certain factors that may include, but are not limited to, a change in the dividends or distributions paid by issuers, actual expenses incurred, currency fluctuations, the sale of trust securities to pay any deferred sales charges, trust fees and expenses, variations in the trust's per unit price, or with the call, maturity or the sale of securities in the trust. Distributions made by certain securities in the trust may include non-ordinary income.

Objective

The Portfolio seeks to provide above-average total return. The Portfolio seeks to achieve its objective by investing in a portfolio of stocks and other equity securities of companies in industries that may benefit from increased levels of infrastructure investment in the United States. Invesco Capital Markets, Inc., the Sponsor, seeks to identify companies that are involved in America's movement towards energy independence, technology and communication growth, renewable energy and utility service modernization. The Sponsor believes that certain industries may have the potential to benefit from increased spending on infrastructure repair and growth in America, including the construction, engineering, utilities, renewable energy, energy pipeline and transportation, railroad, technology and telecommunication infrastructure industries.

Portfolio composition (As of the business day before deposit date)

COMMON STOCKS

Consumer Discretionary

Amazon.com, Inc.	AMZN
------------------	------

Financials

Berkshire Hathaway, Inc. - CL B	BRK/B
---------------------------------	-------

Industrials

Comfort Systems USA, Inc.	FIX
Eaton Corporation plc	ETN
Landstar System, Inc.	LSTR
Lennox International, Inc.	LII
Lincoln Electric Holdings, Inc.	LECO
Quanta Services, Inc.	PWR
Sterling Infrastructure, Inc.	STRL
Union Pacific Corporation	UNP

Information Technology

Broadcom, Inc.	AVGO
Cisco Systems, Inc.	CSCO
Microsoft Corporation	MSFT
NVIDIA Corporation	NVDA
Trimble, Inc.	TRMB

The trust portfolio is provided for informational purposes only and should not be deemed as a recommendation to buy or sell the individual securities shown above.

Materials

Martin Marietta Materials, Inc.	MLM
---------------------------------	-----

Real Estate

American Tower Corporation	AMT
Digital Realty Trust, Inc.	DLR
Equinix, Inc.	EQIX
Prologis, Inc.	PLD
SBA Communications Corporation - CL A	SBAC

Utilities

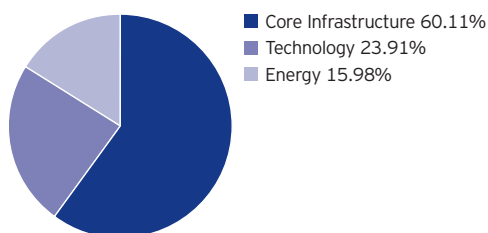
NextEra Energy, Inc.	NEE
Sempra	SRE

MASTER LIMITED PARTNERSHIPS

Energy Transfer, L.P.	ET
Enterprise Products Partners, L.P.	EPD

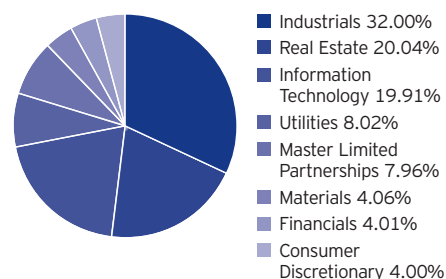
Business category

(As of the business day before deposit date)



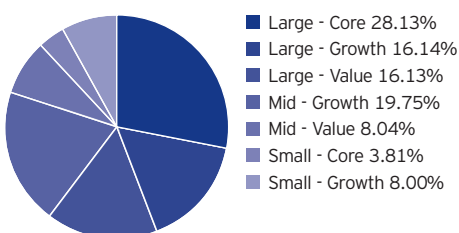
Portfolio diversification

(As of the business day before deposit date)



Style breakdown

(As of the business day before deposit date)



Source: FactSet

See page 2 for the footnotes on trust specifics.

Not a Deposit Not FDIC Insured Not Guaranteed by the Bank May Lose Value
Not Insured by any Federal Government Agency

About risk

There is no assurance the trust will achieve its investment objective. An investment in this unit investment trust is subject to market risk, which is the possibility that the market values of securities owned by the trust will decline and that the value of trust units may therefore be less than what you paid for them. This trust is unmanaged and its portfolio is not intended to change during the trust's life except in limited circumstances. Accordingly, you can lose money investing in this trust. The trust should be considered as part of a long-term investment strategy and you should consider your ability to pursue it by investing in successive trusts, if available. You will realize tax consequences associated with investing from one series to the next.

The financial condition of an issuer may worsen or its credit ratings may drop, resulting in a reduction in the value of your Units. This may occur at any point in time, including during the initial offering period.

A security issuer may be unwilling or unable to declare dividends or make other distributions in the future, or may reduce the level of dividends declared. This may reduce the level of income certain of the Portfolio's securities pay which would reduce your income and may cause the value of your Units to fall.

You could experience dilution of your investment if the size of the Portfolio is increased as Units are sold. There is no assurance that your investment will maintain its proportionate share in the Portfolio's profits and losses.

The Portfolio invests in master limited partnerships ("MLPs"). Most MLPs operate in the energy industry and are subject to the risks generally applicable to companies in that industry, including commodity pricing risk, supply and demand risk, depletion risk and exploration risk. MLPs are also subject to the risk that regulatory or legislative changes could limit or eliminate the tax benefits enjoyed by MLPs which could have a negative impact on the after-tax income available for distribution by the MLPs and/or the value of the Portfolio's investments.

The Portfolio invests in shares of real estate investment trusts ("REITs"). Shares of REITs and other real estate companies may appreciate or depreciate in value, or pay dividends, depending upon global and local economic conditions, changes in interest rates and the strength or weakness of the overall real estate market. Negative developments in the real estate industry will affect the value of your investment.

The Portfolio is concentrated in securities issued by companies in the industrials industry. Companies engaged in the industrials industry face risks such as general state of the economy, intense competition, imposition of import controls, volatility in commodity prices, currency exchange rate fluctuation, consolidation, labor relations, domestic and international politics, excess capacity, and consumer spending trends. Negative developments in the industrials industry will affect the value of your investment more than would be the case in a more diversified investment.

1 Including sales charges. As of deposit date.

2 Represents the value of 100 units on the deposit date. The value of the minimum investment amount of 100 units may be greater or less than \$1,000.00 following the deposit date.

3 Assuming a public offering price of \$10 per unit. There is no initial sales charge if the public offering price per unit is \$10 or less. If the public offering price per unit exceeds \$10, an initial sales charge is paid at the time of purchase. The per unit amount of the initial sales charge is 2.75% of the dollar amount that the public offering price per unit exceeds \$10.

Before investing, investors should carefully read the prospectus and consider the investment objectives, risks, charges and expenses. For this and more complete information about the trust(s), investors should ask their financial professional(s) for a prospectus or download one at [invesco.com/uit](https://www.invesco.com/uit).

This does not constitute a recommendation of any investment strategy or product for a particular investor. Investors should consult a financial professional before making any investment decisions.

Invesco unit investment trusts are distributed by the Sponsor, Invesco Capital Markets, Inc. and broker dealers including Invesco Distributors, Inc. Both firms are indirect, wholly owned subsidiaries of Invesco Ltd.