



Balanced Dividend Sustainability & Income Portfolio 2020-2

A fundamental unit trust

Trust specifics

Deposit information

Public offering price per unit [†]	\$10.00
Minimum investment (\$250 for IRAs) ²	\$1,000.00
Deposit date	05/06/20
Termination date	05/04/22
Distribution dates	25th day of June 2020 and each month thereafter
Record dates	10th day of June 2020 and each month thereafter

Term of trust	24 months
NASDAQ symbol	IBDSX
Historical 12 month distributions [†]	\$0.26642

BDST202 Sales charge and CUSIPs

Brokerage

Sales charge³

Deferred sales charge	2.25%
Creation and development fee	0.50%
Total sales charge	2.75%
Last deferred sales charge payment date	02/10/21

CUSIPs

Cash	46147C-34-0
Reinvest	46147C-35-7
Historical 12 month distribution rate [†]	2.66%

Fee-based

Sales charge³

Fee-based sales charge	0.50%
------------------------	-------

CUSIPs

Fee-based cash	46147C-36-5
Fee-based reinvest	46147C-37-3
Historical 12 month distribution rate [†] (fee-based)	2.73%

Investors in fee-based accounts will not be assessed the deferred sales charge for eligible fee-based purchases and must purchase units with a Fee-based CUSIP.

[†] The historical 12 month distributions per unit and each historical 12 month distribution rate of the securities included in the trust are for illustrative purposes only and are not indicative of the trust's actual distributions or distribution rate. The historical 12 month distributions per unit amount is based upon the weighted average of the actual distributions paid by the securities included in the trust over the 12 months preceding the trust's deposit date, and is reduced to account for the effects of fees and expenses which will be incurred when investing in a trust. Each historical 12 month distribution rate is calculated by dividing the historical 12 month distributions amount by the trust's initial \$10 public offering price per unit. There is no guarantee the issuers of the securities included in the trust will declare dividends or distributions in the future. The distributions paid by the trust, as well as the corresponding rates, may be higher or lower than the figures shown due to certain factors that may include, but are not limited to, a change in the dividends or distributions paid by issuers, actual expenses incurred, currency fluctuations, the sale of trust securities to pay any deferred sales charges, trust fees and expenses, variations in the trust's per unit price, or with the call, maturity or the sale of securities in the trust. Distributions made by certain securities in the trust may include non-ordinary income.

Objective

The Portfolio seeks to provide current income and the potential for capital appreciation. The Portfolio seeks to achieve its objective by investing in a portfolio of dividend-paying shares of common stocks and exchange-traded funds ("ETFs"). The common stocks are chosen from the S&P 500 Dividend Aristocrats Index, an index consisting of stocks of those companies in the S&P 500 Index that have increased their actual dividend payments in each of the last 25 years. The ETFs are strategically chosen among US and foreign fixed income securities of varying maturities, subcategories and credit quality. Invesco Capital Markets, Inc. is the Sponsor of the Portfolio.

Portfolio composition⁴ (As of the business day before deposit date)

COMMON STOCKS

Communication Services

AT&T, Inc.	T
------------	---

Consumer Discretionary

Lowe's Companies, Inc.	LOW
McDonald's Corporation	MCD
Target Corporation	TGT
V.F. Corporation	VFC

Consumer Staples

Coca-Cola Company	KO
Kimberly-Clark Corporation	KMB
PepsiCo, Inc.	PEP
Procter & Gamble Company	PG
Walmart, Inc.	WMT

Financials

S&P Global, Inc.	SPGI
T. Rowe Price Group, Inc.	TROW

Health Care

Abbott Laboratories	ABT
Becton, Dickinson and Company	BDX
Johnson & Johnson	JNJ
Medtronic plc	MDT

Industrials

Emerson Electric Company	EMR
Raytheon Technologies Corporation	RTX
Roper Technologies, Inc.	ROP
Stanley Black & Decker, Inc.	SWK

Information Technology

Automatic Data Processing, Inc.	ADP
---------------------------------	-----

Materials

Air Products and Chemicals, Inc.	APD
Ecolab, Inc.	ECL
Sherwin-Williams Company	SHW

Utilities

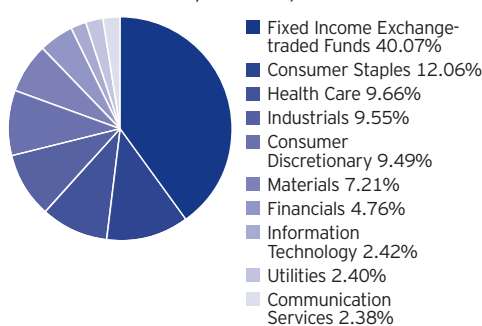
Consolidated Edison, Inc.	ED
---------------------------	----

FIXED INCOME EXCHANGE-TRADED FUNDS

Invesco Senior Loan ETF	BKLN
Invesco Taxable Municipal Bond ETF	BAB
Invesco Variable Rate Preferred ETF	VRP
Vanguard Intermediate-Term Corporate Bond ETF	VCIT
Vanguard Long-Term Corporate Bond ETF	VCLT
Vanguard Short-Term Corporate Bond ETF	VCSH

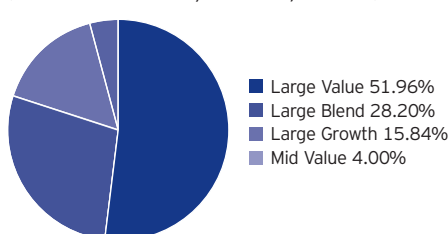
Sector breakdown

(As of the business day before deposit date)

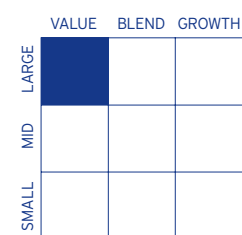


Equity Style breakdown

(As of the business day before deposit date)



Equity style analysis



The style characteristics of the Portfolio are determined as of the initial date of deposit. For a complete description of these characteristics refer to the following page.

About risk

There is no assurance the trust will achieve its investment objective. An investment in this unit investment trust is subject to market risk, which is the possibility that the market values of securities owned by the trust will decline and that the value of trust units may therefore be less than what you paid for them. This trust is unmanaged and its portfolio is not intended to change during the trust's life except in limited circumstances. Accordingly, you can lose money investing in this trust. The trust should be considered as part of a long-term investment strategy and you should consider your ability to pursue it by investing in successive trusts, if available. You will realize tax consequences associated with investing from one series to the next.

The financial condition of a security issuer may worsen or its credit ratings may drop, resulting in a reduction in the value of your Units. This may occur at any point in time, including during the initial offering period.

Investing in foreign securities involves certain risks not typically associated with investing solely in the United States. This may magnify volatility due to changes in foreign exchange rates, the political and economic uncertainties in foreign countries, and the potential lack of liquidity, government supervision and regulation.

An issuer may be unwilling or unable to make payments of interest, dividends or principal in the future. This may result in a reduction in the value of your Units.

The value of fixed income securities in the ETFs will generally fall if interest rates, in general, rise. In a low interest rate environment risks associated with rising rates are heightened. The negative impact on fixed income securities from any interest rate increases could be swift and significant. No one can predict whether interest rates will rise or fall in the future.

You could experience dilution of your investment if the size of the Portfolio is increased as Units are sold. There is no assurance that your investment will maintain its proportionate share in the Portfolio's profits and losses.

The portion of the Portfolio composed of common stocks does not replicate all of the components of the S&P 500 Dividend Aristocrats Index or its component weightings and the stocks in the Portfolio will not change if the index components, or their weightings within the index, change. The performance of the Portfolio's stocks will not correspond with the S&P 500 Dividend Aristocrats Index. The stock portion of the Portfolio is not intended to replicate the performance of the index.

The Portfolio invests in shares of ETFs. In particular, shares of ETFs may trade at a discount from their net asset value and are subject to risks related to factors such as management's ability to achieve a fund's objective, market conditions affecting a fund's investments and use of leverage. In addition, there is the risk that an active secondary market may not develop or be maintained, or trading may be halted by the exchange on which they trade, which may impact the Portfolio's ability to sell the ETF shares. You will bear not only your share of the Portfolio's expenses, but also the expenses of the underlying funds. By investing in other funds, the Portfolio incurs greater expenses than you would incur if you invested directly in the funds.

Certain ETFs in the Portfolio invest in corporate bonds. Corporate bonds are debt obligations of a corporation, and as a result are generally subject to the various economic, political, regulatory, competitive and other such risks that may affect an issuer. Like other fixed income securities, corporate bonds generally decline in value with increases in interest rates. During periods of market turbulence, corporate bonds may experience illiquidity and volatility. During such periods, there can be uncertainty in assessing the financial condition of an issuer. As a result, the ratings of the bonds in certain ETFs in the Portfolio may not accurately reflect an issuer's current financial condition, prospects, or the extent of the risks associated with investing in such issuer's securities.

Certain ETFs in the Portfolio may invest in securities rated below investment grade and considered to be "junk" or "high-yield" securities. Securities rated below "BBB-" by Standard & Poor's or below "Baa3" by Moody's are considered to be below investment grade. These securities are considered to be speculative and are subject to greater market and credit risks. Accordingly, the risk of default is higher than with investment grade securities. In addition, these securities may be more sensitive to interest rate changes and may be more likely to make early returns of principal.

Certain ETFs in the Portfolio may invest in preferred securities. Preferred securities are typically subordinated to bonds and other debt instruments in a company's capital structure in terms of priority to corporate income and therefore are subject to greater risk than those debt instruments. Preferred securities are subject to interest rate risk, meaning that their values may fall if interest rates, in general, rise. Given the historically low interest rate environment in the U.S., risks associated with rising rates are heightened. The negative impact on fixed income securities from any interest rate increases could be swift and significant. In addition to the other risks described herein, income payments on certain preferred securities may be deferred which may reduce the amount of income you receive on your Units.

Certain ETFs in the Portfolio may invest in senior loans. Although senior loans may be secured by specific collateral, there can be no assurance that liquidation of collateral would satisfy the borrower's obligation in the event of non-payment of scheduled principal or interest or that such collateral could be readily liquidated. Senior loans invest generally are of below investment grade credit quality, may be unrated at the time of investment, generally are not registered with the Securities and Exchange Commission or any state securities commission, and generally are not listed on any securities exchange. In addition, the amount of public information available on senior loans generally is less extensive than that available for other types of assets.

Value, blend and growth are types of investment styles. Growth investing generally seeks stocks that offer the potential for greater-than-average earnings growth, and may entail greater risk than value or blend investing. Value investing generally seeks stocks that may be sound investments but are temporarily out of favor in the marketplace, and may entail less risk than growth investing. A blend investment combines the two styles.

S&P 500 Index is an unmanaged index considered representative of US stock market. The S&P 500 Dividend Aristocrats Index is an index composed of 40 companies in the S&P 500 Index that have had an increase in dividends for 25 consecutive years. It is not possible to invest directly in an index.

1 Including sales charges. As of deposit date.

2 Represents the value of 100 units on the deposit date. The value of the minimum investment amount of 100 units may be greater or less than \$1,000.00 following the deposit date.

3 Assuming a public offering price of \$10 per unit. There is no initial sales charge if the public offering price per unit is \$10 or less. If the public offering price per unit exceeds \$10, an initial sales charge is paid at the time of purchase. The per unit amount of the initial sales charge is 2.75% of the dollar amount that the public offering price per unit exceeds \$10.

4 The trust portfolio is provided for informational purposes only and should not be deemed as a recommendation to buy or sell the individual securities shown on the previous page. Subject to change.

NOT FDIC INSURED | MAY LOSE VALUE | NO BANK GUARANTEE

Before investing, investors should carefully read the prospectus and consider the investment objectives, risks, charges and expenses. For this and more complete information about the trust(s), investors should ask their advisor(s) for a prospectus or download one at [invesco.com/uit](https://www.invesco.com/uit).

This does not constitute a recommendation of any investment strategy or product for a particular investor. Investors should consult a financial professional before making any investment decisions.

Invesco unit investment trusts are distributed by the Sponsor, Invesco Capital Markets, Inc. and broker dealers including Invesco Distributors, Inc. Both firms are indirect, wholly owned subsidiaries of Invesco Ltd.

The Portfolio is based in part on an S&P Index, but is not sponsored, endorsed, marketed or promoted by S&P Dow Jones Indices LLC or its affiliates or its third party licensors (collectively, "S&P Dow Jones Indices"). S&P® is a registered trademark of Standard & Poor's Financial Services LLC ("SPFS"), and Dow Jones® is a registered trademark of Dow Jones Trademark Holdings LLC ("Dow Jones") and have been licensed for use.