



**PowerShares DB US Dollar Index Bearish Fund (UDN)**  
**Statements of Operations (unaudited)**

	For the Period April 1, 2015 through April 30, 2015	Year to Date
<b>Income</b>		
Interest Income, net	\$ 726	\$ 3,300
<b>Expenses</b>		
Management fee	26,306	100,943
Brokerage commissions and fees	709	3,157
Total expenses	27,015	104,100
Net investment income (loss)	(26,289)	(100,800)
<b>Net Realized and Net Change in Unrealized Gain (Loss) on United States Treasury Obligations and Futures</b>		
<b>Net Realized Gain (Loss) on</b>		
United States Treasury Obligations	92	188
Futures	72,491	(5,176,888)
Net Realized Gain (Loss)	72,583	(5,176,700)
<b>Net Change in Unrealized Gain (Loss) on</b>		
United States Treasury Obligations	1,123	800
Futures	1,462,274	2,904,521
Net Change in Unrealized Gain (Loss)	1,463,397	2,905,321
Net realized and net change in unrealized gain (loss) on United States Treasury Obligations and Futures	1,535,980	(2,271,379)
<b>Net Income (Loss)</b>	<b>\$ 1,509,691</b>	<b>\$ (2,372,179)</b>

To the best of the knowledge and belief of the undersigned, the information contained in this report is accurate and complete.



Steven Hill  
Principal Financial and Accounting Officer, Investment Pools  
Invesco Powershares Capital Management LLC




Andrew Schlossberg  
Principal Executive Officer  
Invesco Powershares Capital Management LLC

**PowerShares DB US Dollar Index Bearish Fund (UDN)**  
**Unaudited Statement of Changes in Shareholders' Equity**  
**Period From April 1, 2015 to April 30, 2015**

	General Shares		Shares		Total Shareholders' Equity (Deficit)
	Shares	Total Equity (Deficit)	Shares	Total Equity (Deficit)	
Balance at April 1, 2015	40	\$ 860	2,000,000	\$ 43,015,026	\$ 43,015,886
Sale of Shares			-	-	-
Redemption of Shares			(200,000)	(4,349,871)	(4,349,871)
Net Income (Loss)					
Net investment income (loss)		(1)		(26,288)	(26,289)
Net realized gain (loss) on United States Treasury Obligations and Futures		2		72,581	72,583
Net change in unrealized gain (loss) on United States Treasury Obligations and Futures		32		1,463,365	1,463,397
Net Income (Loss)		33		1,509,658	1,509,691
Balance at April 30, 2015	40	\$ 893	1,800,000	\$ 40,174,813	\$ 40,175,706

<b>Net Asset Value per share</b>	
General shares (40 shares)	<u>\$ 22.32</u>
Shares (1,800,000 shares)	<u>\$ 22.32</u>

  
 \_\_\_\_\_  
 Steven Hill  
 Principal Financial and Accounting Officer, Investment Pools  
 Invesco Powershares Capital Management LLC

  
 \_\_\_\_\_  
 Andrew Schlossberg  
 Principal Executive Officer  
 Invesco Powershares Capital Management LLC