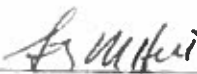


PowerShares DB Agriculture Fund (DBA)
Statements of Operations (unaudited)

	For the Period April 1, 2015 through April 30, 2015	Year to Date
Income		
Interest Income, net	<u>\$ 15,505</u>	<u>\$ 65,334</u>
Expenses		
Management fee	606,830	2,483,137
Brokerage commissions and fees	46,614	200,597
Total expenses	<u>653,444</u>	<u>2,683,734</u>
Net investment income (loss)	<u>(637,939)</u>	<u>(2,618,400)</u>
Net Realized and Net Change in Unrealized Gain (Loss) on United States Treasury Obligations and Futures		
Net Realized Gain (Loss) on		
United States Treasury Obligations	-	2,256
Futures	(11,182,328)	(77,033,504)
Net Realized Gain (Loss)	<u>(11,182,328)</u>	<u>(77,031,248)</u>
Net Change in Unrealized Gain (Loss) on		
United States Treasury Obligations	20,346	20,703
Futures	16,922,624	(20,675,759)
Net Change in Unrealized Gain (Loss)	<u>16,942,970</u>	<u>(20,655,056)</u>
Net realized and net change in unrealized gain (loss) on United States Treasury Obligations and Futures	<u>5,760,642</u>	<u>(97,686,304)</u>
Net Income (Loss)	<u>\$ 5,122,703</u>	<u>\$ (100,304,704)</u>

To the best of the knowledge and belief of the undersigned, the information contained in this report is accurate and complete.


 Steven Hill
 Principal Financial and Accounting Officer, Investment Pools
 Invesco Powershares Capital Management LLC



 Andrew Schlossberg
 Principal Executive Officer
 Invesco Powershares Capital Management LLC


PowerShares DB Agriculture Fund (DBA)
Unaudited Statement of Changes in Shareholders' Equity
Period From April 1, 2015 to April 30, 2015

	<u>General Shares</u>		<u>Shares</u>		<u>Total Shareholders' Equity (Deficit)</u>
	<u>Shares</u>	<u>Total Equity (Deficit)</u>	<u>Shares</u>	<u>Total Equity (Deficit)</u>	
Balance at April 1, 2015	40	\$ 885	39,000,000	\$ 862,974,965	\$ 862,975,850
Sale of Shares			-	-	-
Redemption of Shares			(400,000)	(8,964,904)	(8,964,904)
Net Income (Loss)					
Net investment income (loss)		(1)		(637,938)	(637,939)
Net realized gain (loss) on United States Treasury Obligations and Futures		(12)		(11,182,316)	(11,182,328)
Net change in unrealized gain (loss) on United States Treasury Obligations and Futures		18		16,942,952	16,942,970
Net Income (Loss)		5		5,122,698	5,122,703
Balance at April 30, 2015	<u>40</u>	<u>\$ 890</u>	<u>38,600,000</u>	<u>\$ 859,132,759</u>	<u>\$ 859,133,649</u>

Net Asset Value per share
 General shares (40 shares)
 Shares (38,600,000 shares)

\$ 22.26
\$ 22.26


 Steven Hill
 Principal Financial and Accounting Officer, Investment Pools
 Invesco Powershares Capital Management LLC


 Andrew Schlessberg
 Principal Executive Officer
 Invesco Powershares Capital Management LLC