



PowerShares DB Precious Metals Fund
Statements of Operations (unaudited)

	For the Period August 1, 2014 through August 31, 2014	Year to Date
Income		
Interest Income, net	\$ 4,111	\$ 42,169
Expenses		
Management fee	120,327	938,504
Brokerage commissions and fees	12,418	50,054
Total expenses	132,745	988,558
Net investment income (loss)	(128,634)	(946,389)
Net Realized and Net Change in Unrealized Gain (Loss) on United States Treasury Obligations and Futures		
Net Realized Gain (Loss) on		
United States Treasury Obligations	200	1,272
Futures	(3,016,370)	4,805,870
Net Realized Gain (Loss)	(3,016,170)	4,807,142
Net Change in Unrealized Gain (Loss) on		
United States Treasury Obligations	(578)	(429)
Futures	1,561,335	3,733,100
Net Change in Unrealized Gain (Loss)	1,560,757	3,732,671
Net realized and net change in unrealized gain (loss) on United States Treasury Obligations and Futures	(1,455,413)	8,539,813
Net Income (Loss)	\$ (1,584,047)	\$ 7,593,424

To the best of the knowledge and belief of the undersigned, the information contained in this report is accurate and complete.


 Martin Kremenstein
 Chief Executive Officer
 DB Commodity Services LLC



 Michael Gilligan
 Chief Financial Officer
 DB Commodity Services LLC

PowerShares DB Precious Metals Fund
Unaudited Statement of Changes in Shareholders' Equity
Period From August 1, 2014 to August 31, 2014

	<u>General Shares</u>		<u>Shares</u>		
	<u>Shares</u>	<u>Total Equity (Deficit)</u>	<u>Shares</u>	<u>Total Equity (Deficit)</u>	<u>Total Shareholders' Equity (Deficit)</u>
Balance at August 1, 2014	40	\$ 1,658	4,600,000	\$ 190,643,726	\$ 190,645,384
Sale of Shares			200,000	8,410,491	8,410,491
Redemption of Shares			(200,000)	(8,254,834)	(8,254,834)
Net Income (Loss)					
Net investment income (loss)		(1)		(128,633)	(128,634)
Net realized gain (loss) on United States Treasury Obligations and Futures		(24)		(3,016,146)	(3,016,170)
Net change in unrealized gain (loss) on United States Treasury Obligations and Futures		12		1,560,745	1,560,757
Net Income (Loss)		(13)		(1,584,034)	(1,584,047)
Balance at August 31, 2014	<u>40</u>	<u>\$ 1,645</u>	<u>4,600,000</u>	<u>\$ 189,215,349</u>	<u>\$ 189,216,994</u>

Net Asset Value per share

General shares (40 shares)	<u>\$ 41.13</u>
Shares (4,600,000 shares)	<u>\$ 41.13</u>



 Martin Kremenstein
 Chief Executive Officer
 DB Commodity Services LLC



 Michael Gilligan
 Chief Financial Officer
 DB Commodity Services LLC