



**PowerShares DB Base Metals Fund**  
**Statements of Operations (unaudited)**

	For the Period October 1, 2013 through October 31, 2013	Year to Date
<b>Income</b>		
Interest Income, net	\$ 5,016	\$ 125,243
<b>Expenses</b>		
Management fee	173,070	1,917,102
Brokerage commissions and fees	6,923	46,684
Total expenses	179,993	1,963,786
<b>Net investment income (loss)</b>	(174,977)	(1,838,543)
<b>Net Realized and Net Change in Unrealized Gain (Loss) on United States Treasury Obligations and Futures</b>		
<b>Net Realized Gain (Loss) on</b>		
United States Treasury Obligations	(462)	5,625
Futures	(202,656)	(31,319,225)
<b>Net Realized Gain (Loss)</b>	(203,118)	(31,313,600)
<b>Net Change in Unrealized Gain (Loss) on</b>		
United States Treasury Obligations	(5,604)	(18,370)
Futures	302,318	(12,770,093)
<b>Net Change in Unrealized Gain (Loss)</b>	296,714	(12,788,463)
Net realized and net change in unrealized gain (loss) on United States Treasury Obligations and Futures	93,596	(44,102,063)
<b>Net Income (Loss)</b>	<u>\$ (81,381)</u>	<u>\$ (45,940,606)</u>

To the best of the knowledge and belief of the undersigned, the information contained in this report is accurate and complete.

  
 Martin Kremenstein  
 Chief Executive Officer  
 DB Commodity Services LLC


  
 Michael Gilligan  
 Chief Financial Officer  
 DB Commodity Services LLC


**PowerShares DB Base Metals Fund**  
**Unaudited Statement of Changes in Shareholders' Equity**  
**Period From October 1, 2013 to October 31, 2013**

	<u>General Shares</u>		<u>Shares</u>		
	<u>Shares</u>	<u>Total Equity (Deficit)</u>	<u>Shares</u>	<u>Total Equity (Deficit)</u>	<u>Total Shareholders' Equity (Deficit)</u>
<b>Balance at October 1, 2013</b>	40	\$ 670	16,200,000	\$ 271,581,106	\$ 271,581,776
Sale of Shares			600,000	9,987,198	9,987,198
Redemption of Shares			(400,000)	(6,669,108)	(6,669,108)
Net Income (Loss)					
Net investment income (loss)		1		(174,978)	(174,977)
Net realized gain (loss) on United States Treasury Obligations and Futures		1		(203,119)	(203,118)
Net change in unrealized gain (loss) on United States Treasury Obligations and Futures		(2)		296,716	296,714
Net Income (Loss)		-		(81,381)	(81,381)
<b>Balance at October 31, 2013</b>	<u>40</u>	<u>\$ 670</u>	<u>16,400,000</u>	<u>\$ 274,817,815</u>	<u>\$ 274,818,485</u>

**Net Asset Value per share**

General shares (40 shares)	<u>\$ 16.75</u>
Shares (16,400,000 shares)	<u>\$ 16.76</u>

  
 Martin Kremenstein  
 Chief Executive Officer  
 DB Commodity Services LLC

  
 Michael Gilligan  
 Chief Financial Officer  
 DB Commodity Services LLC