



PowerShares DB US Dollar Index Bearish Fund
Statements of Operations (unaudited)

	For the Period February 1, 2013 through February 28, 2013	Year to Date
Income		
Interest Income, net	\$ 4,228	\$ 8,325
Expenses		
Management fee	54,533	113,356
Brokerage commissions and fees	1,635	1,557
Total expenses	56,168	114,913
Net investment income (loss)	(51,940)	(106,588)
Net Realized and Net Change in Unrealized Gain (Loss) on United States Treasury Obligations and Futures		
Net Realized Gain (Loss) on		
United States Treasury Obligations	(146)	(146)
Futures	(86,388)	(86,388)
Net Realized Gain (Loss)	(86,534)	(86,534)
Net Change in Unrealized Gain (Loss) on		
United States Treasury Obligations	(2,984)	(4,402)
Futures	(3,280,053)	(2,523,468)
Net Change in Unrealized Gain (Loss)	(3,283,037)	(2,527,870)
Net realized and net change in unrealized gain (loss) on United States Treasury Obligations and Futures	(3,369,571)	(2,614,404)
Net Income (Loss)	\$ (3,421,511)	\$ (2,720,992)

To the best of the knowledge and belief of the undersigned, the information contained in this report is accurate and complete.


 Martin Kremenstein
 Chief Executive Officer
 DB Commodity Services LLC


 Michael Gilligan
 Chief Financial Officer
 DB Commodity Services LLC

PowerShares DB US Dollar Index Bearish Fund
Unaudited Statement of Changes in Shareholders' Equity
Period From February 1, 2013 to February 28, 2013


	<u>General Shares</u>		<u>Shares</u>		
	<u>Shares</u>	<u>Total Equity (Deficit)</u>	<u>Shares</u>	<u>Total Equity (Deficit)</u>	<u>Total Shareholders' Equity (Deficit)</u>
Balance at February 1, 2013	40	\$ 1,096	3,400,000	\$ 93,197,351	\$ 93,198,447
Sale of Shares			200,000	5,457,806	5,457,806
Redemption of Shares			(200,000)	(5,346,552)	(5,346,552)
Net Income (Loss)					
Net investment income (loss)		(1)		(51,939)	(51,940)
Net realized gain (loss) on United States Treasury Obligations and Futures		(1)		(86,533)	(86,534)
Net change in unrealized gain (loss) on United States Treasury Obligations and Futures		(37)		(3,283,000)	(3,283,037)
Net Income (Loss)		(39)		(3,421,472)	(3,421,511)
Balance at February 28, 2013	40	\$ 1,057	3,400,000	\$ 89,887,133	\$ 89,888,190

Net Asset Value per share

General shares (40 shares)	<u>\$ 26.43</u>
Shares (3,400,000 shares)	<u>\$ 26.44</u>



 Martin Kremenstein
 Chief Executive Officer
 DB Commodity Services LLC



 Michael Gilligan
 Chief Financial Officer
 DB Commodity Services LLC