



PowerShares DB Commodity Index Tracking Fund and Subsidiary
Statements of Operations (unaudited)

	For the Period	
	April 1, 2009	
	through	
	April 30, 2009	Year to Date
	<u> </u>	<u> </u>
Income		
Interest Income, net	\$ 254,836	\$ 631,549
Expenses		
Management fee	1,155,901	3,642,055
Brokerage commissions and fees	123,296	233,486
Total expenses	<u>1,279,197</u>	<u>3,875,541</u>
Net investment income (loss)	<u>(1,024,361)</u>	<u>(3,243,992)</u>
Net Realized and Net Change in Unrealized Gain (Loss) on United States Treasury Obligations and Futures		
Net Realized Gain (Loss) on		
United States Treasury Obligations	1,444	(16,709)
Futures	(3,706,775)	(10,458,495)
Net Realized Gain (Loss)	<u>(3,705,331)</u>	<u>(10,475,204)</u>
Net Change in Unrealized Gain (Loss) on		
United States Treasury Obligations	181,069	203,597
Futures	(28,484,032)	(94,893,289)
Net Change in Unrealized Gain (Loss)	<u>(28,302,963)</u>	<u>(94,689,692)</u>
Net realized and net change in unrealized gain (loss) on United States Treasury Obligations and Futures	<u>(32,008,294)</u>	<u>(105,164,896)</u>
Net Income (Loss)	<u>\$ (33,032,655)</u>	<u>\$ (108,408,888)</u>
Less: Net (income) loss attributed to the non-controlling interest in consolidated subsidiary - related party	<u>13</u>	<u>62</u>
Net income (loss) attributed to PowerShares DB Agriculture Fund and Subsidiary	<u>\$ (33,032,642)</u>	<u>\$ (108,408,826)</u>

To the best of the knowledge and belief of the undersigned, the information contained in this report is accurate and complete.



Hans Ephraimson
 Chief Executive Officer
 DB Commodity Services LLC



Michael Gilligan
 Principal Financial Officer
 DB Commodity Services LLC


PowerShares DB Commodity Index Tracking Fund and Subsidiary
Unaudited Consolidated Statement of Changes in Shareholders' Equity
Period From April 1, 2009 to April 30, 2009


	Shares									
	General Shares					Total				
	Shares	Paid in Capital	Accumulated Earnings (Deficit)	Total Shareholders' Equity (Deficit)	Shares	Paid in Capital	Accumulated Earnings (Deficit)	Total Shareholders' Equity (Deficit)	Non-controlling Interest	Total Equity
Balance at April 1, 2009	40	\$ 1,000	\$ (192)	\$ 808	84,800,000	\$ 1,948,266,810	\$ (235,757,650)	\$ 1,712,509,160	\$ 808	\$ 1,712,510,776
Sale of Shares					12,200,000	249,036,780		249,036,780		249,036,780
Redemption of Shares					(200,000)	(3,903,840)		(3,903,840)		(3,903,840)
Net Income (Loss):										
Net investment loss					(1)		(1,024,359)	(1,024,359)	(1)	(1,024,361)
Net realized gain (loss) on United States Treasury Obligations and Futures on United States Treasury Obligations and Futures					(2)		(3,705,327)	(3,705,327)	(2)	(3,705,331)
Net Income (Loss):					(10)		(28,302,943)	(28,302,943)	(10)	(28,302,963)
Balance at April 30, 2009	40	\$ 1,000	\$ (205)	\$ 795	96,800,000	\$ 2,193,399,750	\$ (268,790,279)	\$ 1,924,609,471	\$ 795	\$ 1,924,611,061

Balance at April 1, 2009
Sale of Shares
Redemption of Shares
Net Income (Loss):
Net investment loss
Net realized gain (loss) on United States Treasury Obligations and Futures on United States Treasury Obligations and Futures
Net Income (Loss):
Balance at April 30, 2009

Net Asset Value per share
General shares (40 shares)
Shares (96,800,000 shares)

\$ 19.88
\$ 19.88


Hans Eklund
Chief Executive Officer
DB Commodity Services LLC


Michael Gilligan
Principal Financial Officer
DB Commodity Services LLC