


PowerShares DB Commodity Index Tracking Fund
Statements of Operations (unaudited)

	For the Period February 1, 2014 through February 28, 2014	Year to Date
Income		
Interest Income, net	\$ 230,773	\$ 482,595
Expenses		
Management fee	3,618,505	7,632,898
Brokerage commissions and fees	25,565	53,390
Total expenses	3,644,070	7,686,288
Net investment income (loss)	<u>(3,413,297)</u>	<u>(7,203,693)</u>
Net Realized and Net Change in Unrealized Gain (Loss) on United States Treasury Obligations and Futures		
Net Realized Gain (Loss) on		
United States Treasury Obligations	2,092	8,879
Futures	(34,648,114)	(36,142,666)
Net Realized Gain (Loss)	<u>(34,646,022)</u>	<u>(36,133,787)</u>
Net Change in Unrealized Gain (Loss) on		
United States Treasury Obligations	(138,774)	(65,576)
Futures	307,288,901	149,001,833
Net Change in Unrealized Gain (Loss)	<u>307,150,127</u>	<u>148,936,257</u>
Net realized and net change in unrealized gain (loss) on United States Treasury Obligations and Futures	<u>272,504,105</u>	<u>112,802,470</u>
Net Income (Loss)	<u>\$ 269,090,808</u>	<u>\$ 105,598,777</u>

To the best of the knowledge and belief of the undersigned, the information contained in this report is accurate and complete.



 Martin Kremenstein
 Chief Executive Officer
 DB Commodity Services LLC




 Michael Gilligan
 Chief Financial Officer
 DB Commodity Services LLC

PowerShares DB Commodity Index Tracking Fund
Unaudited Statement of Changes in Shareholders' Equity
Period From February 1, 2014 to February 28, 2014


	General Shares		Shares		Total Shareholders' Equity (Deficit)
	Shares	Total Equity (Deficit)	Shares	Total Equity (Deficit)	
Balance at February 1, 2014	40	\$ 995	218,400,000	\$ 5,432,517,488	\$ 5,432,518,483
Sale of Shares			2,800,000	73,384,640	73,384,640
Redemption of Shares			(3,200,000)	(80,449,254)	(80,449,254)
Net Income (Loss)				(3,413,296)	(3,413,297)
Net investment income (loss)		(1)			(3,413,297)
Net realized gain (loss) on United States Treasury Obligations and Futures		(6)		(34,646,016)	(34,646,022)
Net change in unrealized gain (loss) on United States Treasury Obligations and Futures		57		307,150,070	307,150,127
Net Income (Loss)		50		269,090,758	269,090,808
Balance at February 28, 2014	<u>40</u>	<u>\$ 1,045</u>	<u>218,000,000</u>	<u>\$ 5,694,543,632</u>	<u>\$ 5,694,544,677</u>

Net Asset Value per share

General shares (40 shares)	<u>\$ 26.13</u>
Shares (218,000,000 shares)	<u>\$ 26.12</u>



 Martin Kremenstein
 Chief Executive Officer
 DB Commodity Services LLC



 Michael Gilligan
 Chief Financial Officer
 DB Commodity Services LLC