



PowerShares DB US Dollar Index Bullish Fund
Statements of Operations (unaudited)

| | For the Period September 1, 2014 through September 30, 2014 | Year to Date |
|--|--|---------------|
| Income | | |
| Interest Income, net | \$ 15,730 | \$ 238,577 |
| Expenses | | |
| Management fee | 490,336 | 4,022,139 |
| Brokerage commissions and fees | 126,690 | 349,143 |
| Total expenses | 617,026 | 4,371,282 |
| Net investment income (loss) | (601,296) | (4,132,705) |
| Net Realized and Net Change in Unrealized Gain (Loss) on United States Treasury Obligations and Futures | | |
| Net Realized Gain (Loss) on | | |
| United States Treasury Obligations | 3,036 | 7,113 |
| Futures | 35,390,007 | 37,404,554 |
| Net Realized Gain (Loss) | 35,393,043 | 37,411,667 |
| Net Change in Unrealized Gain (Loss) on | | |
| United States Treasury Obligations | (4,064) | (9,564) |
| Futures | (6,368,212) | 13,584,971 |
| Net Change in Unrealized Gain (Loss) | (6,372,276) | 13,575,407 |
| Net realized and net change in unrealized gain (loss) on United States Treasury Obligations and Futures | 29,020,767 | 50,987,074 |
| Net Income (Loss) | \$ 28,419,471 | \$ 46,854,369 |

To the best of the knowledge and belief of the undersigned, the information contained in this report is accurate and complete.


 Martin Kremenstein
 Chief Executive Officer
 DB Commodity Services LLC



 Michael Gilligan
 Chief Financial Officer
 DB Commodity Services LLC


PowerShares DB US Dollar Index Bullish Fund
Unaudited Statement of Changes in Shareholders' Equity
Period From September 1, 2014 to September 30, 2014

| | General Shares | | Shares | | Total Shareholders' Equity (Deficit) |
|--|----------------|------------------------|-------------|------------------------|--------------------------------------|
| | Shares | Total Equity (Deficit) | Shares | Total Equity (Deficit) | |
| Balance at September 1, 2014 | 40 | \$ 882 | 38,400,000 | \$ 846,513,773 | \$ 846,514,655 |
| Sale of Shares | | | 1,200,000 | 27,299,934 | 27,299,934 |
| Redemption of Shares | | | (8,400,000) | (188,980,957) | (188,980,957) |
| Net Income (Loss) | | | | | |
| Net investment income (loss) | | (2) | | (601,294) | (601,296) |
| Net realized gain (loss) on United States Treasury Obligations and Futures | | 41 | | 35,393,002 | 35,393,043 |
| Net change in unrealized gain (loss) on United States Treasury Obligations and Futures | | (7) | | (6,372,269) | (6,372,276) |
| Net Income (Loss) | | 32 | | 28,419,439 | 28,419,471 |
| Balance at September 30, 2014 | 40 | \$ 914 | 31,200,000 | \$ 713,252,189 | \$ 713,253,103 |

Net Asset Value per share

| | |
|----------------------------|----------|
| General shares (40 shares) | \$ 22.86 |
| Shares (31,200,000 shares) | \$ 22.86 |


 Martin Kremenstein
 Chief Executive Officer
 DB Commodity Services LLC


 Michael Gilligan
 Chief Financial Officer
 DB Commodity Services LLC