


*PowerShares DB Commodity Index Tracking Fund  
Statements of Operations (unaudited)*

	<b>For the Period June 1, 2011 through June 30, 2011</b>	<b>Year to Date</b>
<b>Income</b>		
Interest Income, net	\$ 228,523	\$ 2,848,701
<b>Expenses</b>		
Management fee	4,281,993	25,100,043
Brokerage commissions and fees	12	1,121,388
Total expenses	4,282,005	26,221,431
<b>Net investment income (loss)</b>	<b>(4,053,482)</b>	<b>(23,372,730)</b>
<b>Net Realized and Net Change in Unrealized Gain (Loss) on United States Treasury Obligations and Futures</b>		
<b>Net Realized Gain (Loss) on</b>		
United States Treasury Obligations	1,959	26,640
Futures	262,218,559	630,174,536
<b>Net Realized Gain (Loss)</b>	<b>262,220,518</b>	<b>630,201,176</b>
<b>Net Change in Unrealized Gain (Loss) on</b>		
United States Treasury Obligations	(7,025)	(6,908)
Futures	(495,559,605)	(326,120,145)
<b>Net Change in Unrealized Gain (Loss)</b>	<b>(495,566,630)</b>	<b>(326,127,053)</b>
Net realized and net change in unrealized gain (loss) on United States Treasury Obligations and Futures	(233,346,112)	304,074,123
<b>Net Income (Loss)</b>	<b>\$ (237,399,594)</b>	<b>\$ 280,701,393</b>

To the best of the knowledge and belief of the undersigned, the information contained in this report is accurate and complete.



Hans Ephraimson  
Chief Executive Officer  
DB Commodity Services LLC




Michael Gilligan  
Principal Financial Officer  
DB Commodity Services LLC


**PowerShares DB Commodity Index Tracking Fund**  
**Unaudited Statement of Changes in Shareholders' Equity**  
**Period From June 1, 2011 to June 30, 2011**

	General Shares				Shares				Total Shareholders' Equity (Deficit)
	Shares	Paid in Capital	Accumulated Earnings (Deficit)	Total Equity (Deficit)	Shares	Paid in Capital	Accumulated Earnings (Deficit)	Total Equity (Deficit)	
<b>Balance at June 1, 2011</b>	40	\$ 1,000	212	\$ 1,212	207,800,000	\$ 4,952,157,330	\$ 1,346,097,406	\$ 6,298,254,736	\$ 6,298,255,948
Sale of Shares					1,600,000	46,489,058		46,489,058	46,489,058
Redemption of Shares					(2,600,000)	(77,841,528)		(77,841,528)	(77,841,528)
<b>Net Income (Loss)</b>			(1)	(1)			(4,053,481)	(4,053,481)	(4,053,482)
Net investment income (loss)									
Net realized gain (loss) on United States Treasury Obligations and Futures			51	51			262,220,467	262,220,467	262,220,518
Net change in unrealized gain (loss) on United States Treasury Obligations and Futures			(96)	(96)			(495,566,534)	(495,566,534)	(495,566,630)
Net Income (Loss)			(46)	(46)			(237,399,548)	(237,399,548)	(237,399,594)
<b>Balance at June 30, 2011</b>	40	\$ 1,000	166	\$ 1,166	206,800,000	\$ 4,920,804,860	\$ 1,108,697,858	\$ 6,029,502,718	\$ 6,029,503,884

**Net Asset Value per share**  
 General shares (40 shares)  
 Shares (206,800,000 shares)

\$ 29.15  
\$ 29.16

  
 Hans Ephraimson  
 Chief Executive Officer  
 DB Commodity Services LLC

  
 Michael Gilligan  
 Principal Financial Officer  
 DB Commodity Services LLC