



PowerShares DB US Dollar Index Bearish Fund
Statements of Operations (unaudited)

	For the Period May 1, 2014 through May 31, 2014	Year to Date
Income		
Interest Income, net	\$ 1,812	\$ 12,107
Expenses		
Management fee	34,687	183,694
Brokerage commissions and fees	(1,688)	9,046
Total expenses	32,999	192,740
Net investment income (loss)	(31,187)	(180,633)
Net Realized and Net Change in Unrealized Gain (Loss) on United States Treasury Obligations and Futures		
Net Realized Gain (Loss) on		
United States Treasury Obligations	233	575
Futures	12,880	468,687
Net Realized Gain (Loss)	13,113	469,262
Net Change in Unrealized Gain (Loss) on		
United States Treasury Obligations	(2,283)	(1,842)
Futures	(620,874)	(560,282)
Net Change in Unrealized Gain (Loss)	(623,157)	(562,124)
Net realized and net change in unrealized gain (loss) on United States Treasury Obligations and Futures	(610,044)	(92,862)
Net Income (Loss)	\$ (641,231)	\$ (273,495)

To the best of the knowledge and belief of the undersigned, the information contained in this report is accurate and complete.



 Martin Kremenstein
 Chief Executive Officer
 DB Commodity Services LLC



 Michael Gilligan
 Chief Financial Officer
 DB Commodity Services LLC


PowerShares DB US Dollar Index Bearish Fund
Unaudited Statement of Changes in Shareholders' Equity
Period From May 1, 2014 to May 31, 2014

	General Shares		Shares		Total Shareholders' Equity (Deficit)
	Shares	Total Equity (Deficit)	Shares	Total Equity (Deficit)	
Balance at May 1, 2014	40	\$ 1,092	2,200,000	\$ 60,046,890	\$ 60,047,982
Sale of Shares			-	-	-
Redemption of Shares			(200,000)	(5,458,808)	(5,458,808)
Net Income (Loss)					
Net investment income (loss)		-		(31,187)	(31,187)
Net realized gain (loss) on United States Treasury Obligations and Futures		-		13,113	13,113
Net change in unrealized gain (loss) on United States Treasury Obligations and Futures		(13)		(623,144)	(623,157)
Net Income (Loss)		(13)		(641,218)	(641,231)
Balance at May 31, 2014	<u>40</u>	<u>\$ 1,079</u>	<u>2,000,000</u>	<u>\$ 53,946,864</u>	<u>\$ 53,947,943</u>

Net Asset Value per share
General shares (40 shares) \$ 26.98
Shares (2,000,000 shares) \$ 26.97



Martin Kremenstein
Chief Executive Officer
DB Commodity Services LLC



Michael Gilligan
Chief Financial Officer
DB Commodity Services LLC