



PowerShares DB Base Metals Fund
Statements of Operations (unaudited)

	For the Period March 1, 2014 through March 31, 2014	Year to Date
Income		
Interest Income, net	\$ 11,154	\$ 29,815
Expenses		
Management fee	190,311	500,509
Brokerage commissions and fees	7,612	15,020
Total expenses	197,923	515,529
Net investment income (loss)	(186,769)	(485,714)
Net Realized and Net Change in Unrealized Gain (Loss) on United States Treasury Obligations and Futures		
Net Realized Gain (Loss) on		
United States Treasury Obligations	146	210
Futures	(2,702,500)	(12,668,256)
Net Realized Gain (Loss)	(2,702,354)	(12,668,046)
Net Change in Unrealized Gain (Loss) on		
United States Treasury Obligations	2,770	1,600
Futures	(5,263,157)	(2,812,750)
Net Change in Unrealized Gain (Loss)	(5,260,387)	(2,811,150)
Net realized and net change in unrealized gain (loss) on United States Treasury Obligations and Futures	(7,962,741)	(15,479,196)
Net Income (Loss)	\$ (8,149,510)	\$ (15,964,910)

To the best of the knowledge and belief of the undersigned, the information contained in this report is accurate and complete.


 Martin Kremenstein
 Chief Executive Officer
 DB Commodity Services LLC



 Michael Gilligan
 Chief Financial Officer
 DB Commodity Services LLC

PowerShares DB Base Metals Fund
Unaudited Statement of Changes in Shareholders' Equity
Period From March 1, 2014 to March 31, 2014


	General Shares		Shares		
	Shares	Total Equity (Deficit)	Shares	Total Equity (Deficit)	Total Shareholders' Equity (Deficit)
Balance at March 1, 2014	40	\$652	18,400,000	\$299,883,591	\$299,884,243
Sale of Shares			800,000	12,572,844	12,572,844
Redemption of Shares			-	-	-
Net Income (Loss)					
Net investment income (loss)		-		(186,769)	(186,769)
Net realized gain (loss) on United States Treasury Obligations and Futures		(6)		(2,702,348)	(2,702,354)
Net change in unrealized gain (loss) on United States Treasury Obligations and Futures		(12)		(5,260,375)	(5,260,387)
Net Income (Loss)		(18)		(8,149,492)	(8,149,510)
Balance at March 31, 2014	40	\$ 634	19,200,000	\$ 304,306,943	\$ 304,307,577

Net Asset Value per share

General shares (40 shares)	\$ 15.85
Shares (19,200,000 shares)	\$ 15.85



 Martin Kremenstein
 Chief Executive Officer
 DB Commodity Services LLC



 Michael Gilligan
 Chief Financial Officer
 DB Commodity Services LLC